

:						(97.5% VaR)
1	2	3	4	5	6	

1.

BlackRock Global Funds

2.

()
BlackRock (Luxembourg) S.A.

BlackRock Financial Management, Inc.,

BlackRock Investment Management, LLC
()

BlackRock Investment Management (UK) Limited
(가)

BlackRock (Singapore) Limited

3.

* www.kofia.or.kr
(www.blackrock.co.kr)

4.

2025. 4. 18.

5.

2025. 4. 18.

6.

() ()

[() :]

7.

() () 가
가

8.


가. : () dart.fss.or.kr

. : () dart.fss.or.kr

9.

() 가

가 가 「	」	.	.
-------------	---	---	---



1	1
1.	1
2.	3
3.	3
4.	3
5.	3
6.	3
2	4
1.	4
2.	4
3.	4
4.	4
5.	4
6.	6
7.	8
8.	8
9.	,	46
10.	52
11.	, 가 ,	80
12.	가 가	94
13.	96
14.	102
15.	104
3	105
1.	105
2.	105
3.	105
4.	105
4	107
1.	107
2.	109
3.	110
4.	가	111
5.	가	111
6.	ESG 가 가	111
5	112
1.	112
2.	115
3.	116
4.	117
5.	117
6.	가	117
[1]		
[2]		
[3]		
[4]	7	

1.

	KRF601016784	01678

(1)	A2 USD	KRF601016990	01699
(2)	A2 USD	KRF601039034	03903
(3)	A2 USD	KRF601016958	01695
	A6 USD	KRF601032526	03252
(4)	A2 USD	KRF601047987	04798
(5)	A2 USD	KRF601017485	01748
(6)	A2 USD	K5F601088563	08856
(7)	A2 EUR	KRF601016867	01686
	A2 USD	KRF601033672	03367
(8)	Ex- A2 EUR-H**	K5F601156535	15653
	Ex- A2 USD**	K5F601156527	15652
(9)	A2 USD	KRF601016909	01690
	A2 EUR	KRF601033680	03368
(10)	A2 EUR	KRF601017048	01704
	A2 USD-H	K5F601050043	05004
	A2 USD	KRF601033698	03369
(11)	A2 EUR	KRF601033193	03319
	A2 USD-H	K5F601062063	06206
(12)	A2 EUR	KRF601016834	01683
	A2 USD-H	KRF601040172	04017
	A2 USD	KRF601033714	03371
(13)	A2 EUR	KRF601017147	01714
	A2 USD	K5F601132908	13290
(14)	A2 EUR	KRF601016982	01698
	A2 USD-H	K5F601050050	05005
(15)	A2 USD	KRF601017311	01731
(16)	A2 USD	K5F601131462	13146
(17)	A2 USD	KRF601017006	01700
	A2 EUR-H	KRF601033722	03372
	A2 EUR	KRF601040966	04096
(18)	A2 USD	KRF601033409	03340
	A2 EUR-H	KRF601033417	03341
	A6 USD	KRF601033425	03342
(19)	A2 USD	KRF601016818	01681
(20)	A2 USD	KRF601017188	01718
	A2 EUR-H	KRF601033748	03374
	A6 USD	KRF601032542	03254
(21)	A2 USD	KRF601016859	01685
	A2 EUR	KRF601038259	03825
(22)	A2 USD	KRF601033243	03324
	A6 USD	KRF601033250	03325

(23)	A2 USD	KRF601017261	01726
	A2 EUR	K5F601049946	04994
(24)	A2 JPY	KRF601017287	01728
	A2 EUR	K5F601156642	15664
	A2 USD	K5F601156659	15665
(25)	A2 JPY	KRF601017295	01729
	A2 EUR	KRF601033755	03375
	A2 USD-H	KRF601037871	03787
	A2 USD	KRF601033763	03376
(26)	A2 USD	KRF601017014	01701
	A2 EUR	KRF601033797	03379
(27)	A2 USD	KRF601020257	02025
(28)	가 A2 USD	KRF601017139	01713
	가 A2 EUR	KRF601033805	03380
(29)	가 A2 USD	KRF601017246	01724
	가 A2 EUR-H	KRF601033730	03373
	가 A2 EUR	KRF601040958	04095
(30)	A2 USD	KRF601017303	01730
(31)	가 A2 USD	KRF601016925	01692
(32)	A2 GBP	KRF601016842	01684
	A2 USD	KRF601038267	03826
(33)	A2 USD	KRF601016974	01697
(34)	A2 USD	KRF601016891	01689
	A6 USD	KRF601032179	03217
(35)	A2 USD	KRF601017154	01715
(36)	A2 USD	KRF601017089	01708
(37)	A2 USD	KRF601017097	01709
(38)	A2 USD	KRF601016800	01680
	A2 EUR	KRF601033813	03381
(39)	A2 USD	KRF601017113	01711
	A2 EUR-H	KRF601033862	03386
	A2 EUR	KRF601041006	04100
(40)	A2 USD	KRF601017105	01710
	A2 EUR	KRF601033821	03382
(41)	A2 USD	KRF601016933	01693
	A2 EUR-H	KRF601033847	03384
	A2 EUR	KRF601040982	04098
(42)	A2 USD	KRF601017121	01712
	A2 EUR	KRF601033854	03385
(43)	A2 USD	KRF601017022	01702
	A2 EUR-H	KRF601033839	03383
	A2 EUR	KRF601040990	04099
(44)	A2 USD	KRF601016941	01694
	A2 EUR	KRF601033870	03387

* 2023 9 18

** 가 2024 5 13

II II

2024 5 14 2024 6 14 4 II II

2024 6 17 II Ex-

2.

[illegible]

가

3.

(BlackRock Global Funds, “ ”) 가 가

4.

가.

가 가 .

•

()

(www.kofia.or.kr)

(www.blackrock.co.kr)

) () 2 “11. , , 가 ” .

5.

6.

Euro multi-lateral trading facility (MTF)

가 가

2 .

1.

(BlackRock Global Funds)

) 1 “1.”

2.

1962. 6. 14.	Selected Risk Investments SA
1985. 12. 31.	Mercury Selected Trust SICAV (가)
2002. 7. 1.	Merrill Lynch International Investment Funds
2005. 9. 16.	BlackRock (Luxembourg) S. A. (management company)
2008. 4. 24.	BlackRock Global Funds

3.

가 가 .

1) 가 , ,
2) () ()
5 “2.”

4.

	() . (BlackRock (Luxembourg) S.A.)
	35A, avenue J.F. Kennedy, L-1855 Luxembourg, Grand Duchy of Luxembourg (: +44-207-743-3300)

) 4 “1.”

5.

가. (2024 12 31)

(USD)				
Rich Kushel	Senior Managing Director	37	\$467 billion ()	- 1991 - 1988 - 1988 [] : .

(USD)					
				BGF : 가 가 Ex-	
Rich Kushel	Senior Managing Director	37	\$993 billion ()	- - 1991 - 1988 - 1988 [] BGF : 가	
Rich Kushel	Senior Managing Director	37	\$1,134 billion ()	- - 1991 - 1988 - 1988 [] BGF :	. BGF

2012	12	31		Richard Turnill	Alex McDougall
2012	12	31		Nigel Bolton	Alex McDougall
2012	12	31		Marc Desmidt	Alex McDougall
2012	12	31		Doug Shaw	Alex McDougall
2012	12	31		Evy Hambro	Alex McDougall
2012	12	31		Abby Reynolds	Hugh Hurley
2012	12	31		Andrew J. Phillips	Rick Rieder
2012	12	31		가	Richard Hoerner
2012	12	31		가	Tim Webb
2015	12	31		Alex McDougall	Nigel Bolton
2015	12	31		Hugh Hurley	Chris Jones
2015	12	31		가	Raffaele Savi
2015	12	31		Ken Kroner	Kushel Rich
2016	12	31		Chris Jones	Mark Wiseman

2016 12 31	Richard Hoerner	Thomas Callahan
2016 12 31	Nigel Bolton	Mark Wiseman
2016 12 31	Raffaele Savi	Mark Wiseman
2017 12 31	Tim Webb	Rick Rieder
2019 12 31	Mark Wiseman	Rob Kapito
2020 9 30	Rob Kapito	Rich Kushel
2020 9 30	Rick Rieder	Rich Kushel
2020 9 30	Thomas Callahan	Rich Kushel

6.

가.

(, ,), , 가 , ,

.

가 (“ ”)

			(A)	(A)	(A)
1.		Asian Dragon Fund	1.50%	0.33%	1.83%
2.		Asian Growth Leaders Fund	1.50%	0.33%	1.83%
3.		Asian Tiger Bond Fund	1.00%	0.20%	1.20%
4.		China Bond Fund	0.75%	0.24%	0.99%
5.		China Fund	1.50%	0.31%	1.81%
6.		Dynamic High Income Fund	1.50%	0.26%	1.76%
7.	*	Emerging Europe Fund	0.00%	0.00%	0.00%
8.	Ex- **	Emerging Markets Ex-China Fund	1.50%	0.38%	1.88%
9.		Emerging Markets Fund	1.50%	0.37%	1.87%
10.		Euro-Markets Fund	1.50%	0.31%	1.81%
11.		European Equity Income Fund	1.50%	0.32%	1.82%
12.		European Fund	1.50%	0.31%	1.81%
13.		European Special Situations Fund	1.50%	0.33%	1.83%
14.		European Value Fund	1.50%	0.31%	1.81%
15.		Fixed Income Global Opportunities Fund	1.00%	0.20%	1.20%
16.		Future of Transport Fund	1.50%	0.31%	1.81%
17.		Global Allocation Fund	1.50%	0.27%	1.77%
18.		Global Corporate Bond Fund	0.80%	0.21%	1.01%
19.		Global Government Bond Fund	0.75%	0.21%	0.96%
20.		Global High Yield Bond Fund	1.25%	0.21%	1.46%
21.		Global Long-Horizon Equity Fund	1.50%	0.31%	1.81%
22.		Global Multi-Asset Income Fund	1.50%	0.28%	1.78%
23.		India Fund	1.50%	0.36%	1.86%
24.		Japan Flexible Equity Fund	1.50%	0.30%	1.80%
25.		Japan Small&MidCap Opportunities Fund	1.50%	0.32%	1.82%
26.		Latin American Fund	1.75%	0.33%	2.08%
27.		Nutrition Fund	1.50%	0.32%	1.82%
28.	가	Sustainable Energy Fund	1.65%	0.31%	1.96%
29.	가	Sustainable Global Dynamic Equity Fund	1.50%	0.31%	1.81%
30.		Systematic Global Equity High Income Fund	1.50%	0.31%	1.81%
31.	가	Systematic Sustainable Global SmallCap Fund	1.50%	0.35%	1.85%

			(A)	(A)	(A)
32.		United Kingdom Fund	1.50%	0.31%	1.81%
33.		US Basic Value Fund	1.50%	0.31%	1.81%
34.		US Dollar High Yield Bond Fund	1.25%	0.19%	1.44%
35.		US Flexible Equity Fund	1.50%	0.30%	1.80%
36.		US Government Mortgage Impact Fund	0.75%	0.16%	0.91%
37.		US Growth Fund	1.50%	0.30%	1.80%
38.		US Mid-Cap Value Fund	1.50%	0.32%	1.82%
39.		World Energy Fund	1.75%	0.30%	2.05%
40.		World Financials Fund	1.50%	0.32%	1.82%
41.		World Gold Fund	1.75%	0.34%	2.09%
42.		World Healthscience Fund	1.50%	0.31%	1.81%
43.		World Mining Fund	1.75%	0.31%	2.06%
44.		World Technology Fund	1.50%	0.30%	1.80%

	2022	3	1	가																																																																																																																																																																																																																																																																																																																																																																																																																																																																																																																																																																																																																																																																																																																																																																																																																																																																																																																																																																																																																																																																																																																																																																																																																																																																																																																																																																																																																			</
--	------	---	---	---	--	--	--	--	--	--	--	--	--	--	--	--	--	--	--	--	--	--	--	--	--	--	--	--	--	--	--	--	--	--	--	--	--	--	--	--	--	--	--	--	--	--	--	--	--	--	--	--	--	--	--	--	--	--	--	--	--	--	--	--	--	--	--	--	--	--	--	--	--	--	--	--	--	--	--	--	--	--	--	--	--	--	--	--	--	--	--	--	--	--	--	--	--	--	--	--	--	--	--	--	--	--	--	--	--	--	--	--	--	--	--	--	--	--	--	--	--	--	--	--	--	--	--	--	--	--	--	--	--	--	--	--	--	--	--	--	--	--	--	--	--	--	--	--	--	--	--	--	--	--	--	--	--	--	--	--	--	--	--	--	--	--	--	--	--	--	--	--	--	--	--	--	--	--	--	--	--	--	--	--	--	--	--	--	--	--	--	--	--	--	--	--	--	--	--	--	--	--	--	--	--	--	--	--	--	--	--	--	--	--	--	--	--	--	--	--	--	--	--	--	--	--	--	--	--	--	--	--	--	--	--	--	--	--	--	--	--	--	--	--	--	--	--	--	--	--	--	--	--	--	--	--	--	--	--	--	--	--	--	--	--	--	--	--	--	--	--	--	--	--	--	--	--	--	--	--	--	--	--	--	--	--	--	--	--	--	--	--	--	--	--	--	--	--	--	--	--	--	--	--	--	--	--	--	--	--	--	--	--	--	--	--	--	--	--	--	--	--	--	--	--	--	--	--	--	--	--	--	--	--	--	--	--	--	--	--	--	--	--	--	--	--	--	--	--	--	--	--	--	--	--	--	--	--	--	--	--	--	--	--	--	--	--	--	--	--	--	--	--	--	--	--	--	--	--	--	--	--	--	--	--	--	--	--	--	--	--	--	--	--	--	--	--	--	--	--	--	--	--	--	--	--	--	--	--	--	--	--	--	--	--	--	--	--	--	--	--	--	--	--	--	--	--	--	--	--	--	--	--	--	--	--	--	--	--	--	--	--	--	--	--	--	--	--	--	--	--	--	--	--	--	--	--	--	--	--	--	--	--	--	--	--	--	--	--	--	--	--	--	--	--	--	--	--	--	--	--	--	--	--	--	--	--	--	--	--	--	--	--	--	--	--	--	--	--	--	--	--	--	--	--	--	--	--	--	--	--	--	--	--	--	--	--	--	--	--	--	--	--	--	--	--	--	--	--	--	--	--	--	--	--	--	--	--	--	--	--	--	--	--	--	--	--	--	--	--	--	--	--	--	--	--	--	--	--	--	--	--	--	--	--	--	--	--	--	--	--	--	--	--	--	--	--	--	--	--	--	--	--	--	--	--	--	--	--	--	--	--	--	--	--	--	--	--	--	--	--	--	--	--	--	--	--	--	--	--	--	--	--	--	--	--	--	--	--	--	--	--	--	--	--	--	--	--	--	--	--	--	--	--	--	--	--	--	--	--	--	--	--	--	--	--	--	--	--	--	--	--	--	--	--	--	--	--	--	--	--	--	--	--	--	--	--	--	--	--	--	--	--	--	--	--	--	--	--	--	--	--	--	--	--	--	--	--	--	--	--	--	--	--	--	--	--	--	--	--	--	--	--	--	--	--	--	--	--	--	--	--	--	--	--	--	--	--	--	--	--	--	--	--	--	--	--	--	--	--	--	--	--	--	--	--	--	--	--	--	--	--	--	--	--	--	--	--	--	--	--	--	--	--	--	--	--	--	--	--	--	--	--	--	--	--	--	--	--	--	--	--	--	--	--	--	--	--	--	--	--	--	--	--	--	--	--	--	--	--	--	--	--	--	--	--	--	--	--	--	--	--	--	--	--	--	--	--	--	--	--	--	--	--	--	--	--	--	--	--	--	--	--	--	--	--	--	--	--	--	--	--	--	--	--	--	--	--	--	--	--	--	--	--	--	--	--	--	--	--	--	--	--	--	--	--	--	--	--	--	--	--	--	--	--	--	--	--	--	--	--	--	--	--	--	--	--	--	--	--	--	--	--	--	--	--	--	--	--	--	--	--	--	--	--	--	--	--	--	--	--	--	--	--	--	--	--	--	--	--	--	--	--	--	--	--	--	--	--	--	--	--	--	--	--	--	--	--	--	--	--	--	--	--	--	--	--	--	--	--	--	--	--	--	--	--	--	--	--	--	--	--	--	--	--	--	--	--	--	--	--	--	--	--	--	--	--	--	--	--	--	--	--	--	--	--	--	--	--	--	--	--	--	--	--	--	--	--	--	--	--	--	--	--	--	--	--	--	--	--	--	--	--	--	--	--	--	--	--	--	--	--	--	--	--	--	--	--	--	--	--	--	--	--	--	--	--	--	--	--	--	--	--	--	--	--	--	--	--	--	--	--	--	--	--	--	--	--	--	--	--	--	--	--	--	--	--	--	--	--	--	--	--	--	--	--	--	--	--	--	--	--	--	--	--	--	--	--	--	--	--	--	--	--	--	--	--	--	--	--	--	--	--	--	--	--	--	--	--	--	--	--	--	--	--	--	--	--	--	--	--	--	--	--	--	--	--	--	--	--	--	--	--	--	--	--	--	--	--	--	--	--	--	--	--	--	--	--	--	--	--	--	--	--	--	--	--	--	--	--	--	--	--	--	--	--	--	--	--	--	--	--	--	--	--	--	--	--	--	--	--	--	--	--	--	--	--	--	--	--	--	--	--	--	--	--	--	--	--	--	--	--	--	--	--	--	--	--	--	--	--	--	--	--	--	--	--	--	--	--	--	--	--	--	--	--	--	--	--	--	--	--	--	--	--	--	--	--	--	--	--	--	--	--	--	--	--	--	--	--	--	--	--	--	--	--	--	--	--	--	--	--	--	--	--	--	--	--	--	--	--	--	--	--	--	--	--	--	--	--	--	--	--	--	--	--	--	--	--	--	--	--	--	--	--	--	--	--	--	--	--	--	--	--	--	--	--	--	--	--	--	--	--	--	--	--	--	--	--	--	--	--	--	--	--	--	--	--	--	--	--	--	--	--	--	--	--	--	--	--	--	--	--	--	--	--	--	--	--	--	--	--	--	--	--	--	--	--	--	--	--	--	--	--	--	--	--	--	--	--	--	--	--	--	--	--	----

(1)	A																																																																																																																																																																																																																																																																																																																																																																																																																																																																																																																																																																																																																																																																																																																																																																																																																																																																																																																																																																																																																																																																																																																																																																																																																																																																																																																																																																																																																								</
-----	---	--	--	--	--	--	--	--	--	--	--	--	--	--	--	--	--	--	--	--	--	--	--	--	--	--	--	--	--	--	--	--	--	--	--	--	--	--	--	--	--	--	--	--	--	--	--	--	--	--	--	--	--	--	--	--	--	--	--	--	--	--	--	--	--	--	--	--	--	--	--	--	--	--	--	--	--	--	--	--	--	--	--	--	--	--	--	--	--	--	--	--	--	--	--	--	--	--	--	--	--	--	--	--	--	--	--	--	--	--	--	--	--	--	--	--	--	--	--	--	--	--	--	--	--	--	--	--	--	--	--	--	--	--	--	--	--	--	--	--	--	--	--	--	--	--	--	--	--	--	--	--	--	--	--	--	--	--	--	--	--	--	--	--	--	--	--	--	--	--	--	--	--	--	--	--	--	--	--	--	--	--	--	--	--	--	--	--	--	--	--	--	--	--	--	--	--	--	--	--	--	--	--	--	--	--	--	--	--	--	--	--	--	--	--	--	--	--	--	--	--	--	--	--	--	--	--	--	--	--	--	--	--	--	--	--	--	--	--	--	--	--	--	--	--	--	--	--	--	--	--	--	--	--	--	--	--	--	--	--	--	--	--	--	--	--	--	--	--	--	--	--	--	--	--	--	--	--	--	--	--	--	--	--	--	--	--	--	--	--	--	--	--	--	--	--	--	--	--	--	--	--	--	--	--	--	--	--	--	--	--	--	--	--	--	--	--	--	--	--	--	--	--	--	--	--	--	--	--	--	--	--	--	--	--	--	--	--	--	--	--	--	--	--	--	--	--	--	--	--	--	--	--	--	--	--	--	--	--	--	--	--	--	--	--	--	--	--	--	--	--	--	--	--	--	--	--	--	--	--	--	--	--	--	--	--	--	--	--	--	--	--	--	--	--	--	--	--	--	--	--	--	--	--	--	--	--	--	--	--	--	--	--	--	--	--	--	--	--	--	--	--	--	--	--	--	--	--	--	--	--	--	--	--	--	--	--	--	--	--	--	--	--	--	--	--	--	--	--	--	--	--	--	--	--	--	--	--	--	--	--	--	--	--	--	--	--	--	--	--	--	--	--	--	--	--	--	--	--	--	--	--	--	--	--	--	--	--	--	--	--	--	--	--	--	--	--	--	--	--	--	--	--	--	--	--	--	--	--	--	--	--	--	--	--	--	--	--	--	--	--	--	--	--	--	--	--	--	--	--	--	--	--	--	--	--	--	--	--	--	--	--	--	--	--	--	--	--	--	--	--	--	--	--	--	--	--	--	--	--	--	--	--	--	--	--	--	--	--	--	--	--	--	--	--	--	--	--	--	--	--	--	--	--	--	--	--	--	--	--	--	--	--	--	--	--	--	--	--	--	--	--	--	--	--	--	--	--	--	--	--	--	--	--	--	--	--	--	--	--	--	--	--	--	--	--	--	--	--	--	--	--	--	--	--	--	--	--	--	--	--	--	--	--	--	--	--	--	--	--	--	--	--	--	--	--	--	--	--	--	--	--	--	--	--	--	--	--	--	--	--	--	--	--	--	--	--	--	--	--	--	--	--	--	--	--	--	--	--	--	--	--	--	--	--	--	--	--	--	--	--	--	--	--	--	--	--	--	--	--	--	--	--	--	--	--	--	--	--	--	--	--	--	--	--	--	--	--	--	--	--	--	--	--	--	--	--	--	--	--	--	--	--	--	--	--	--	--	--	--	--	--	--	--	--	--	--	--	--	--	--	--	--	--	--	--	--	--	--	--	--	--	--	--	--	--	--	--	--	--	--	--	--	--	--	--	--	--	--	--	--	--	--	--	--	--	--	--	--	--	--	--	--	--	--	--	--	--	--	--	--	--	--	--	--	--	--	--	--	--	--	--	--	--	--	--	--	--	--	--	--	--	--	--	--	--	--	--	--	--	--	--	--	--	--	--	--	--	--	--	--	--	--	--	--	--	--	--	--	--	--	--	--	--	--	--	--	--	--	--	--	--	--	--	--	--	--	--	--	--	--	--	--	--	--	--	--	--	--	--	--	--	--	--	--	--	--	--	--	--	--	--	--	--	--	--	--	--	--	--	--	--	--	--	--	--	--	--	--	--	--	--	--	--	--	--	--	--	--	--	--	--	--	--	--	--	--	--	--	--	--	--	--	--	--	--	--	--	--	--	--	--	--	--	--	--	--	--	--	--	--	--	--	--	--	--	--	--	--	--	--	--	--	--	--	--	--	--	--	--	--	--	--	--	--	--	--	--	--	--	--	--	--	--	--	--	--	--	--	--	--	--	--	--	--	--	--	--	--	--	--	--	--	--	--	--	--	--	--	--	--	--	--	--	--	--	--	--	--	--	--	--	--	--	--	--	--	--	--	--	--	--	--	--	--	--	--	--	--	--	--	--	--	--	--	--	--	--	--	--	--	--	--	--	--	--	--	--	--	--	--	--	--	--	--	--	--	--	--	--	--	--	--	--	--	--	--	--	--	--	--	--	--	--	--	--	--	--	--	--	--	--	--	--	--	--	--	--	--	--	--	--	--	--	--	--	--	--	--	--	--	--	--	--	--	--	--	--	--	--	--	--	--	--	--	--	--	--	--	--	--	--	--	--	--	--	--	--	--	--	--	--	--	--	--	--	--	--	--	--	--	--	--	--	--	--	--	--	--	--	--	--	--	--	--	--	--	--	--	--	--	--	--	--	--	--	--	--	--	--	--	--	--	--	--	--	--	--	--	--	--	--	--	--	--	--	--	--	--	--	--	--	--	--	--	--	--	--	--	--	--	--	--	--	--	--	--	--	--	--	--	--	--	--	--	--	--	--	--	--	--	--	--	--	--	--	--	--	--	--	--	--	--	--	--	--	--	--	--	--	--	--	--	--	--	--	--	--	--	--	--	--	--	--	--	--	--	--	--	--	--	--	--	--	--	--	--	--	--	--	--	--	--	--	--	--	--	--	--	--	--	--	--	--	--	--	--	--	--	--	--	--	--	--	--	--	--	--	--	--	--	--	--	--	--	--	--	--	--	--	--	--	--	--	--	--	--	--	--	--	--	--	--	--	--	--	--	--	--	--	--	--	--	--	--	--	--	--	--	--	--	--	--	--	--	--	--	--	----

A6	(가	1 (Calendar Month) ,	가	가
)			(,
	()		.).

- (2) B
- (3) C
- (4) D
- (5) E
- (6) I
- (7) J
- (8) S
- (9) X
- (10) Z
- (11)

A (A2 A6) .

) 가

_____:

7.

가

가

1) "8. " "가.

_____:

2) 가

_____:

8.

가.

1997. 1. 2.	(Asian Dragon Fund)	70%	가 , * QFI QFI / 20% (PRC) 가 * * MSCI All Country Asia ex Japan Index
2012. 10. 31.	(Asian Growth Leaders Fund)	70%	() *

			<p>* QFI / (PRC) 가</p> <p>* MSCI All Country Asia ex Japan Index</p> <p>QFI 30%</p>
1996. 2. 2.	(Asian Tiger Bond Fund)	70%	<p>‘ 가 , 가) 가</p> <p>* 가 (가)</p> <p>* QFI (PRC) QFI 20%</p> <p>* (CIBM) (CIBM), (Foreign Access Regime) (Bond Connect) / 20%</p> <p>* QFI 가 (Foreign Access Regime), (Bond Connect) 20% (PRC)</p> <p>* ABS</p> <p>* MBS 10% 가 20%</p> <p>* 10%</p> <p>* JP Morgan Asia Credit</p>
2011. 11. 11.	(China Bond Fund)	70%	<p>(CIBM), , / ,</p> <p>* QFI (CIBM) (Foreign Access Regime) QFI , (CIBM) / 가</p> <p>* (50%)</p> <p>* 가</p> <p>* ABS</p> <p>* MBS 20% 가 10% 20%</p> <p>* ABS, MBS, 가</p>
2008. 6. 24.	(China Fund)	70%	<p>(ESG)</p> <p>* QFI / (PRC) 가 QFI 20%</p> <p>* ESG MSCI China 10/40 Index</p> <p>* ESG</p> <p>* ESG</p> <p>가</p>

			<p>* ESG 가, 가</p> <p>· , ESG 가 .</p> <p>ESG</p> <p>* BlackRock EMEA (Baseline Screens Policy) " (Fundamental Insights)" (" ", https://www.blackrock.com/corporate/literature/publication/blackrock-baseline-screens-in-europe-middleeast-and-africa.pdf) , " " 가</p> <p>* , / 1 가 , 가</p> <p>* 가 가 () (engagement) ,</p> <p>* ESG SFDR .</p>
2018. 2. 6	(Dynamic High Income Fund)	-	<p>/ / , / , (covered call options)</p> <p>· , , .</p> <p>* (PRC) 가 (CIBM) (Foreign Access Regime) (CIBM), (Bond Connect) / 가 (Stock Connects), (Foreign Access Regime), (Bond Connect) 20% (PRC) 가 ABS MBS 50% 가 10% 20% 30% ()</p> <p>* MSCI World Index (70%) Bloomberg Global Aggregate Bond Index USD Hedged (30%)</p>
1995.12. 29.	(Emerging Europe Fund)	70%	<p>* 가 ,</p> <p>* 가</p> <p>* Emerging Markets Europe 10/40 Index</p>

2024. 6. 17.	Ex- (Emerging Markets Ex-China Fund)	80%	<p>가</p> <p>가</p> <p>Emerging Markets ex-China 10/40 Index</p>
1993. 11. 30.	(Emerging Markets Fund)	70%	<p>가</p> <p>(PRC) 20% 가</p> <p>MSCI Emerging Markets Index</p>
1999. 1. 4.	(Euro-Markets Fund)	70%	<p>EMU() (ESG)</p> <p>가</p> <p>가</p> <p>가</p> <p>5%</p> <p>ESG</p> <p>MSCI EMU Index</p> <p>ESG</p> <p>ESG</p> <p>가</p> <p>가, 가</p> <p>ESG</p> <p>가</p> <p>ESG</p> <p>BlackRock</p> <p>EMEA (Baseline Screens Policy) (Fundamental Insights)"</p> <p>(" , "</p> <p>https://www.blackrock.com/corporate/literature/publication/blackrock-baseline-screens-in-europe-middleeast-and-africa.pdf)</p> <p>가</p> <p>가</p> <p>가</p> <p>가 ()</p> <p>(engagement)</p> <p>ESG SFDR</p>
2010. 12. 3.	(European Equity Income Fund)	70%	<p>(ESG)</p> <p>5%</p>

			<p>* ESG MSCI Europe Index</p> <p>* ESG</p> <p>* ESG</p> <p>* 가 가, 가</p> <p>* ESG</p> <p>* ESG</p> <p>* EMEA (Baseline Screens Policy) BlackRock (Fundamental Insights)"</p> <p>(" , https://www.blackrock.com/corporate/literature/publication/blackrock-baseline-screens-in-europe-middleeast-and-africa.pdf)</p> <p>가</p> <p>* , / 1</p> <p>가</p> <p>* 가 가 ()</p> <p>(engagement)</p> <p>* ESG SFDR</p>
1993.11. 30.	(European Fund)	70%	<p>, , (ESG)</p> <p>* 5%</p> <p>* ESG MSCI Europe Index</p> <p>* ESG</p> <p>* ESG</p> <p>* 가 가, 가</p> <p>* ESG</p> <p>* ESG</p> <p>* EMEA (Baseline Screens Policy) BlackRock (Fundamental Insights)"</p> <p>(" , https://www.blackrock.com/corporate/literature/publication/blackrock-baseline-screens-in-europe-middleeast-and-africa.pdf)</p> <p>가</p>

			<p>* , / 1</p> <p>가 , 가</p> <p>* 가 가 ()</p> <p>(engagement)</p> <p>* ESG SFDR</p>
2002. 10.14.	(European Special Situations Fund)	70%	<p>(ESG)</p> <p>가 가 가 가</p> <p>가 “ ”</p> <p>가</p> <p>50% 가</p> <p>30%</p> <p>5%</p> <p>* ESG</p> <p>* MSCI Europe Index</p> <p>ESG</p> <p>* ESG</p> <p>* ESG</p> <p>* 가 , 가</p> <p>ESG</p> <p>가</p> <p>ESG</p> <p>* EMEA (Baseline Screens Policy) BlackRock</p> <p>“ (Fundamental Insights)”</p> <p>(“ ”,</p> <p>https://www.blackrock.com/corporate/literature/publication/blackrock-baseline-screens-in-europe-middleeast-and-africa.pdf)</p> <p>가 , “ ”</p> <p>* , / 1</p> <p>가 , 가</p> <p>* 가 가 ()</p> <p>(engagement)</p> <p>* ESG SFDR</p>
1997. 1. 8.	(European Value Fund)	70%	<p>(가 , 가 가</p> <p>가) , , (ESG)</p>

			<p>5%</p> <p>ESG MSCI Europe Value Index</p> <p>ESG</p> <p>ESG</p> <p>가 가, 가</p> <p>ESG</p> <p>가 .</p> <p>ESG</p> <p>BlackRock (Baseline Screens Policy) (Fundamental Insights)"</p> <p>EMEA (" , https://www.blackrock.com/corporate/literature/publication/blackrock-baseline-screens-in-europe-middleeast-and-africa.pdf)</p> <p>가 , " "</p> <p>가</p> <p>1</p> <p>가</p> <p>가 ()</p> <p>(engagement)</p> <p>ESG SFDR</p>
2007. 1. 31.	(Fixed Income Global Opportunities Fund)	70%	<p>가</p> <p>(CIBM) (Foreign Access Regime) (Bond Connect) / (CIBM),</p> <p>20%</p> <p>가 ABS MBS 100% 20% 가</p> <p>10%</p>
2018. 9. 4	(Future Of Transport Fund)	70%	<p>ESG</p> <p>가</p> <p>가</p> <p>가 (best in class)" 90%</p> <p>(PRC) 20% 가 5%</p>

			* * * 가 ESG MSCI ACWI ESG 20%
1997. 1. 3.	(Global Allocation Fund)	70%	가 (가 가) 가 가 (PRC) 가 (CIBM) (Foreign Access Regime) (CIBM), (Bond Connect) / 가 * (Stock Connects), (Foreign Access Regime), (Bond Connect) 20% (PRC) 가 * ABS MBS 20% 가 * 20% * 10% * S&P 500 (36%); FTSE World (ex-US) (24%); ICE BofAML Current 5 Yr US Treasury Index (24%) and FTSE Non-USD World Government Bond Index (16%)
2007. 10. 19.	(Global Corporate Bond Fund)	70%	* * (CIBM) (Foreign Access Regime) (CIBM), (Bond Connect) / 20% 가 ABS * MBS 20% 가 20% * 10% * Bloomberg Global Aggregate Corporate Bond USD Hedged Index * 5 BBB () : 79.9%#
1987. 5. 13.	(Global Government Bond Fund)	70%	* , , (ESG) * “ ”() “ , , 가 ”(GSS) 가 * (CIBM) (Foreign Access Regime) (CIBM), (Bond Connect) / 20% 가 * ABS MBS 30% 가 * 20% * 10%

			<p>* ESG * FTSE World Government Bond USD * Hedged Index * ESG * BlackRock EMEA (Baseline Screens Policy) * 가 , 가 * (, ESG () * (가 , , ESG 가 * , ESG * 가 * 가 (가 , ESG , ESG 가 * ESG , 가 * ESG (CIS (가 SFDR * ESG 5 A- () * : 80.8%#</p>
2007. 6. 8.	(Global High Yield Bond Fund)	70%	<p>(ESG) * (가) * ABS * MBS 20% 가 20% * 10% * ESG * ICE BofA Merrill Lynch Global High Yield Constrained USD Hedged Index * ESG * BlackRock EMEA (Baseline Screens Policy) * ESG 가 , ESG 가 ESG 가 가. 3 ESG * 3 , 3 , ESG ESG , ESG 가 . ESG * ESG SFDR</p>
1996. 2. 29.	(Global Long-Horizon Equity Fund)	70%	<p>가/ (ESG) * 가 가 가</p>

			<p>* * * (PRC) 20% 가 * * ESG * MSCI All Country World Index ESG * ESG * ESG * 가 * ESG 가, 가 * , ESG 가 . * ESG * EMEA (Baseline Screens Policy) BlackRock " (Fundamental Insights)" (" ", https://www.blackrock.com/corporate/literature/publication/blackrock-baseline-screens-in-europe-middleeast-and-africa.pdf) 가 * , / 1 가 * 가 가 () (engagement) * ESG SFDR</p>
2012. 6. 28.	(Global Multi-Asset Income Fund)	-	<p>), (), () * 가 * * * * (PRC) 가 * (CIBM) (Foreign Access Regime) (CIBM), (Bond Connect) / * (Stock Connects), 가 (Access Regime), (Bond Connect) (Foreign 20% (PRC) 가 * MBS 50% 가 ABS * 20% * 10% * * MSCI World Index (50%) Bloomberg Global Aggregate Bond Index USD Hedged (50%)</p>

2006. 4. 28.	(India Fund)	70%	<p>MSCI India TR Net 10/40 Index</p>
2005. 2. 28.	(Japan Flexible Equity Fund)	70%	<p>(ESG)</p> <p>가</p> <p>가</p> <p>ESG</p> <p>ESG</p> <p>ESG</p> <p>가, 가</p> <p>ESG</p> <p>가 .</p> <p>ESG</p> <p>BlackRock</p> <p>EMEA (Baseline Screens Policy) " (Fundamental Insights)"</p> <p>(" ,</p> <p>https://www.blackrock.com/corporate/literature/publication/blackrock-baseline-screens-in-europe-middleeast-and-africa.pdf</p> <p>가</p> <p>/ 1</p> <p>가</p> <p>가</p> <p>가 ()</p> <p>(engagement)</p> <p>ESG SFDR</p> <p>MSCI Japan Index</p>
1987. 5. 13.	(Japan Small&MidCap Opportunities Fund)	70%	<p>() 가 (ESG) 30%</p> <p>ESG</p> <p>ESG</p> <p>ESG</p> <p>가, 가</p> <p>ESG</p> <p>가 .</p> <p>ESG</p>

			<p>* BlackRock EMEA (Baseline Screens Policy) ("Fundamental Insights")</p> <p>(https://www.blackrock.com/corporate/literature/publication/blackrock-baseline-screens-in-europe-middleeast-and-africa.pdf)</p> <p>가</p> <p>* , / 1</p> <p>가</p> <p>* , 가</p> <p>* 가 가 ()</p> <p>(engagement)</p> <p>* ESG SFDR</p> <p>* S&P Japan Mid Small Cap Index</p>
1997. 1. 8.	(Latin American Fund)	70%	<p>,</p> <p>* MSCI EM Latin America 10/40 Index</p>
2010. 2. 9.	(Nutrition Fund)	70%	<p>, , , , , , 가</p> <p>* 가</p> <p>* ESG , ESG</p> <p>가</p> <p>* 가 “ (best in class)”</p> <p>* ESG / 90%</p> <p>* 20% 가 ESG Factset ESG 20%</p> <p>* Factset (PRC)</p> <p>가</p> <p>* 5%</p> <p>* ESG / 가</p> <p>*</p>
2001. 4. 6.	가 (Sustainable Energy Fund)	70%	<p>* 가 가 (가 ,</p> <p>가 ,</p> <p>*)</p> <p>* , ESG , ESG</p> <p>가</p> <p>*) (가</p> <p>); 가 ; 가</p> <p>* 가 “ (best in class)”</p> <p>* ESG / 90%</p> <p>* (PRC) 20% 가</p> <p>* 5%</p> <p>*</p>

			* ESG / 가
			* * 가 ESG 20% MSCI ACWI ESG
2006. 2. 28.	가 (Sustainable Global Dynamic Equity Fund)	70%	<p>(ESG) 가 가)</p> <p>가 ,</p> <p>ESG</p> <p>(PRC) 20% 가 20%</p> <p>5%</p> <p>ESG</p> <p>* BlackRock EMEA (Baseline Screens Policy) 가 ,</p> <p>가 ESG</p> <p>() ,</p> <p>가 (가 ,</p> <p>ESG ,</p> <p>가</p> <p>ESG ESG</p> <p>(가 , ESG</p> <p>가 가</p> <p>ESG , 가</p> <p>* ESG (CIS</p> <p>ESG SFDR</p> <p>MSCI All Countries World Index (MSCI ACWI) 20%</p> <p>ESG</p> <p>가</p>
2006.10. 13.	(Systematic Global Equity High Income Fund)	70%	<p>- 가/</p> <p>- ()</p> <p>- ()</p> <p>가</p> <p>(PRC) 20% 가</p> <p>MSCI ACWI Minimum Volatility Index</p> <p>가</p>
1994. 11. 4.	가 (Systematic Sustainable Global SmallCap Fund)	70%	<p>- (가</p> <p>20%)</p> <p>- ()</p> <p>()</p>

			<p>* 가</p> <p>* (Baseline Screens Policy)</p> <p>* EMEA 가</p> <p>* (PRC) 20% 가</p> <p>* MSCI ACWI Small Cap Index</p>
1985.12. 31.	(United Kingdom Fund)	70%	<p>(ESG)</p> <p>5%</p> <p>ESG</p> <p>ESG</p> <p>가</p> <p>* ESG 가, 가</p> <p>ESG</p> <p>가 .</p> <p>ESG</p> <p>* BlackRock</p> <p>EMEA (Baseline Screens Policy) .</p> <p>" (Fundamental Insights)"</p> <p>(" ,</p> <p>https://www.blackrock.com/corporate/literature/publication/blackrock-baseline-screens-in-europe-middleeast-and-africa.pdf)</p> <p>"</p> <p>가</p> <p>* / 1</p> <p>가</p> <p>가</p> <p>* 가 가 ()</p> <p>(engagement)</p> <p>* ESG SFDR</p> <p>* FTSE All Share Index</p>
1997. 1. 8.	(US Basic Value Fund)	70%	<p>(가) 가 가 가</p> <p>* Russell 1000 Value Index</p>
1993.10. 29.	(US Dollar High Yield Bond Fund)	70%	<p>(ESG)</p> <p>가</p> <p>* ABS</p> <p>MBS 20% 가</p> <p>* 20%</p> <p>* 10%</p> <p>* ESG</p>

			<p>* Bloomberg US High Yield 2% Constrained Index</p> <p>ESG</p> <p>* BlackRock EMEA (Baseline Screens Policy)</p> <p>* ESG</p> <p>가</p> <p>, ESG</p> <p>가</p> <p>ESG</p> <p>가.</p> <p>* 3 ESG</p> <p>3</p> <p>ESG</p> <p>, ESG</p> <p>ESG</p> <p>ESG</p> <p>ESG</p> <p>* ESG SFDR</p>
2002.10. 31.	(US Flexible Equity Fund)	70%	<p>(가 가</p> <p>)</p> <p>* (ESG)</p> <p>* ESG</p> <p>* Russell 1000 Index</p> <p>ESG</p> <p>* ESG</p> <p>ESG</p> <p>* ESG 가</p> <p>가, 가</p> <p>ESG</p> <p>가 .</p> <p>ESG</p> <p>* BlackRock EMEA (Baseline Screens Policy) (Fundamental Insights)"</p> <p>(" ,</p> <p>https://www.blackrock.com/corporate/literature/publication/blackrock-baseline-screens-in-europe-middleeast-and-africa.pdf)</p> <p>가</p> <p>* / 1</p> <p>가</p> <p>, 가</p> <p>* 가 가 ()</p> <p>(engagement)</p> <p>* ESG SFDR</p>
1985. 8. 2.	(US Government Mortgage Impact Fund)	80%	<p>가 /</p> <p>(manufactured housing),</p> <p>(State Housing Finance Authorities)</p> <p>MBS 가</p> <p>/ 가</p> <p>가</p> <p>(Government National Mortgage Association, GNMA)</p>

			<p>가 (Fannie Mae) (Freddie Mac)</p> <p>“ (Impact)” 가 /</p> <p>* BlackRock EMEA</p> <p>* MBS 100% 가 . ABS MBS ABS and MBS) , ABS MBS(agency 가 .</p> <p>* Bloomberg US MBS Index 20% .</p> <p>* 5 A- () : 99.5%#</p>
1999. 4. 30.	(US Growth Fund)	70%	<p>(가 ,</p> <p>*) (ESG)</p> <p>*) ESG</p> <p>*) Russell 1000 Growth Index</p> <p>*) ESG</p> <p>*) ESG</p> <p>*) ESG 가 , 가</p> <p>*) ESG 가 .</p> <p>*) ESG</p> <p>*) EMEA (Baseline Screens Policy) BlackRock " (Fundamental Insights)" (" ", https://www.blackrock.com/corporate/literature/publication/blackrock-baseline-screens-in-europe-middleeast-and-africa.pdf) 가 , " "</p> <p>*) 가 / 1</p> <p>*) 가 , 가</p> <p>*) 가 가 () (engagement)</p> <p>*) ESG SFDR</p>
1987. 5. 13.	(US Mid-Cap Value Fund)	70%	<p>(Russell Midcap Value Index 가 가)</p> <p>*) Russell Midcap Value Index</p>
2001. 4. 6.	(World Energy Fund)	70%	

			<p>* (PRC) 20% 가 5%</p> <p>World Energy 30% Buffer 10 /40 Index</p>
2000. 3. 3.	(World Financials Fund)	70%	<p>(ESG)</p> <p>(PRC) 20% 가</p> <p>ESG MSCI ACWI Financials Index</p> <p>ESG</p> <p>ESG</p> <p>가 가, 가</p> <p>ESG</p> <p>가</p> <p>ESG</p> <p>BlackRock EMEA (Baseline Screens Policy) " (Fundamental Insights)" (" ", https://www.blackrock.com/corporate/literature/publication/blackrock-baseline-screens-in-europe-middleeast-and-africa.pdf) 가</p> <p>가 / 1</p> <p>가</p> <p>가 가 () (engagement)</p> <p>ESG SFDR</p>
1994.12. 30.	(World Gold Fund)	70%	<p>가</p> <p>(PRC) 20% 가 5%</p>
2001. 4. 6.	(World Healthscience Fund)	70%	<p>(ESG)</p> <p>(PRC) 20% 가</p> <p>ESG MSCI World Health Care Index</p>

			<p>ESG</p> <p>* ESG</p> <p>ESG</p> <p>가</p> <p>* ESG 가, 가</p> <p>ESG</p> <p>가 .</p> <p>ESG</p> <p>* BlackRock</p> <p>EMEA (Baseline Screens Policy)</p> <p>" (Fundamental Insights)"</p> <p>(" ",</p> <p>https://www.blackrock.com/corporate/literature/publication/blackrock-baseline-screens-in-europe-middleeast-and-africa.pdf)</p> <p>가</p> <p>* / 1</p> <p>가</p> <p>가</p> <p>* 가 ()</p> <p>(engagement)</p> <p>* ESG SFDR</p>
1997. 3. 24.	(World Mining Fund)	70%	<p>* 가</p> <p>* (PRC) 20% 가</p> <p>* 5%</p> <p>* MSCI ACWI Metals & Mining 30% Buffer</p> <p>10/40 Index</p>
1995. 3. 3.	(World Technology Fund)	70%	<p>가, 가 (ESG)</p> <p>* (PRC) 20% 가</p> <p>* ESG</p> <p>* MSCI AC World Information Technology</p> <p>10/40 Index</p> <p>ESG</p> <p>* ESG</p> <p>ESG</p> <p>가</p> <p>* ESG 가, 가</p> <p>ESG</p>

			<p>가 .</p> <p>ESG</p> <p>* EMEA (Baseline Screens Policy) BlackRock (Fundamental Insights)" (" " ; https://www.blackrock.com/corporate/literature/publication/blackrock-baseline-screens-in-europe-middleeast-and-africa.pdf) " " 가</p> <p>* , / 1 가 , 가</p> <p>* 가 가 () (engagement) ,</p> <p>* ESG SFDR .</p>
--	--	--	--

1)	“ . ”				
2)	, 가 40%				
3)	‘ , ’ , Committee of European Securities Regulators (CESR) (VaR)				
#	2024	12	31	5	, .

“ ” 가 .

financing transactions) / (securities

	<p>30% 70%가 가</p> <p>(Bond Fund) 가 10% 가</p>
<p>(income)</p> <p>가</p> <p>(“ ”)</p> <p>가</p>	<p>/ ()</p> <p>/ 10%</p> <p>가 가</p> <p>가 가</p>

가	“가 (weighted average life)” “WAL” 가
	“ ” 가 가 가 BBB-
/	“ ” “ ” 가 가 BB+ 가
ABS/MBS	가 (fixed income transferable securities) ABS MBS가 MMF
UN	UN (United Nations Convention on Cluster Munitions) 2010 8 1 (cluster munitions)
/	“ ” “ ” 가 가 가 가 가 가 “ ” “ ” 가 / 가 가 가 가 가 가
가	“ 가 (capacity constraint product)”가 / , 가 /
	Committee of European Securities Regulators (CESR) (“ ”) 가 (global exposure, “ ”) “ (Commitment) ” “Value at Risk” (“VaR”) 가 VaR 가 VaR VaR “ ” “ ” 99% 가 1 VaR (“ ”) VaR VaR 2 VaR VaR 가 VaR VaR VaR VaR 20% VaR VaR VaR (Commitment) 가 가 2010 가 100%
	(가 가 (leverage) VaR 가 가 가 (long position) (short position) 가 가 (offset) 가 가 가 가 200%, 300% 가 가 가

<p>(EU) 2016/1011 (" ")</p>	<p>ESMA가</p> <p>ESMA가</p> <p>https://registers.esma.europa.eu 2019 9 1</p> <ul style="list-style-type: none"> IHS Markit Benchmark Administration Limited ICE Data Indices LLC FTSE International Limited S&P Dow Jones Indices LLC STOXX Ltd SIX Financial Information Nordic AB <p>MSCI Limited 2025 12 31 EU 가</p> <p>가</p>
<p>(ESG Integration)</p>	<p>(ESG) “ 가 ” BlacRock</p> <p>가 , ESG BlackRock</p> <p>(environmental), (social) BlackRock ESG</p> <p>(governance) 가</p> <p>BlackRock</p> <p>ESG 가 ESG 가</p> <p>가 ESG</p> <p>ESG ESG 가 가</p> <p>ESG ESG 가 가</p> <p>BlackRock (Risk and Quantitative Analysis) 가</p> <p>가</p> <p>BlackRock ESG 가</p> <p>가 ESG</p> <p>BlackRock 가 3</p> <p>(Investment Stewardship)</p> <p>가 () , , ,</p> <p>가 (가) 가 (</p> <p>, 가 가)</p> <p>(Impact) 가 가 ESG</p> <p>가 / 가</p> <p>2 ‘10. 가</p> <p>BlackRock</p> <p>ESG 가</p>

(Taxonomy Regulation)	<p>6 가 EU .</p> <p>8 9 3 8 9 8 9 가 (" 가 ") (enabling activities) (transitional activities)</p> <p>("TSC") 2021 12 9</p> <p>BlackRock TSC 가</p> <p>가 가 (SFDR) BlackRock (RTS)</p> <p>BlackRock 9 8 9</p> <p>가 가 8 9 0%</p> <p>BlackRock , BlackRock 가</p> <p>https://www.blackrock.com/corporate/literature/prospectus/eu-taxonomy.pdf</p>									
	<p>SFDR 8 9 " " "PCD" "[- (SFDR-PCD)"</p>									
가 (PAI)	<p>PAI ESG SFDR</p> <p>PCD , BlackRock , PAI</p> <p>PAI</p>									
	<p>, BlackRock SFDR (Taxonomy Regulation) ESG ESG</p> <p>ESG</p>									
Febelfin	<p>(Febelfin) (SRI) ("Febelfin ")</p> <p>2019 2 (Central Labeling Agency, "CLA") . CLA 가</p> <p>(,) 가 ESG Febelfin 가 / ESG</p> <p>UN 가 ESG (UN Global Compact) / 가</p> <p>가 ESG 가</p> <p>가 , 가 , 가</p> <p>「 가 」 2021 5 31 2 12 2021 10 31 , 2022 1 (EU) 가 Febelfin</p> <p>(Revised Quality Standards) ESG 가</p>									

	<p>(selectivity) 가 , 가 , 가가 ,) 가</p> <p>Febelfin 30% (:)</p> <p>CLA Febelfin 가 3</p> <p>Febelfin () Febelfin</p> <p>Febelfin www.towardssustainability.be/en/quality-standard Febelfin</p> <p>Febelfin</p> <p>(Future Of Transport Fund), (Nutrition Fund) 가</p> <p>(Sustainable Energy Fund).</p>
SRI	<p>SRI 가 ESG ("SRI ")</p> <p>SRI 90% SRI</p> <p>ESG 가 ESG E, S G 20% ESG 가</p> <p>가 20%</p> <p>()</p> <p>, SRI</p> <p>가 가</p> <p>가 SRI 가</p> <p>()</p> <p>SRI www.lelabelisr.fr/label-isr/criteres-attribution/ SRI SRI</p> <p>SRI</p> <p>(Future Of Transport Fund), (Nutrition Fund) 가</p> <p>(Sustainable Energy Fund).</p>
BlackRock EMEA (Baseline Screens Policy)	<p>(Baseline Screens Policy) ,</p> <p>(revenue threshold) ()</p> <p>/ :</p>

	<p>(i) ;</p> <p>(ii) ;</p> <p>(iii) / ;</p> <p>(iv) ;</p> <p>(v) .</p> <p>ESG 3 ESG 가 / .</p> <p>ESG ESG (, 가 .</p> <p>가 ()</p> <p>https://www.blackrock.com/corporate/literature/publication/blackrock-baseline-screens-in-europe-middleeast-and-africa.pdf</p> <p>가 BlackRock EMEA (Baseline Screens Policy)</p> <p>()</p>
(AMF)	<p>가 AMF .</p> <p>(Future Of Transport Fund), (Nutrition Fund), 가</p> <p>(Sustainable Energy Fund), 가 (Sustainable Global Dynamic Equity Fund),</p> <p>(US Government Mortgage Impact Fund).</p>
QFI	<p>(CSRC) QFI , QFI 가</p> <p>BAMNA QFI 가 QFI</p> <p>가 Blackrock QFI 가 Blackrock QFI</p> <p>가 QFI (SFC)가 QFI (“ ”) QFI</p> <p>QFI</p> <p>(a) QFI 가 () QFI () , “QFI () , “ ()” QFI</p> <p>QFI QFI</p> <p>(b) QFI 가 QFI () / (i) QFI () , (ii)</p> <p>(QFI 가) QFI , QFI</p> <p>(c) () / (i) QFI 가 QFI () , (ii) (QFI 가) QFI</p> <p>(d) QFI () QFI QFI () 가</p> <p>(e) QFI () , QFI QFI () QFI ()</p> <p>(f) QFI 가 , (i) QFI QFI () , (ii) QFI () QFI 가</p>

<p>QFI</p>	<p>QFI (“ ”)</p> <p>QFI QFI QFI</p> <p>가 UCITS , (), QFI</p> <p>QFI가 QFI QFI () (“QFI ”) QFI , QFI</p> <p>QFI , QFI QFI () (“QFI ”) QFI</p> <p>UCITS , (i) CSSF</p> <p>가 , (ii) , (iii)</p> <p>가 ,</p>
	<p>HKEX, HKEX,</p> <p>() 가</p> <p>“ ” 180 (“</p> <p>380</p> <p>H A ,</p> <p>:</p> <ul style="list-style-type: none"> • “ (risk alert board)” • , - (Shanghai-Hong Kong Stock Connect) - (Shanghai-Hong Kong Stock Connect) (Northbound trading) ETF (Shanghai-SSE) • Hong Kong Stock Connect) (Northbound trading) ETF <p>6 가</p> <p>(“ ”) 가</p> <p>) 가 (</p> <p>(“ Index) 가 RMB60 A H (ChiNext Board) (SZSE Component (SZSE Small/Mid Cap Innovation Index)</p> <p>(Shenzhen-Hong Kong Stock Connect) (Northbound trading) ETF ETF 6</p> <p>SZSE ETF 가 (Northbound trading) ETF</p>

	<p>2019 8 (Delivery Versus Payment (DVP))</p> <p>(Hong Kong Monetary Authority) (Central Moneymarkets Unit)</p> <p>{ (China Securities Depository & Clearing Co., Ltd) (Shanghai Clearing House} (omnibus nominee account) 가</p> <p>가</p> <p>“ (China Interbank Bond Market) ” “ ” “ ”</p>
-	<p>(German Investment Tax Act) 2 6</p> <p>7 (2018 1 1)</p> <p>(a) (“ ”) 2018 1 1 (German Investment Tax Act)</p> <p>2 8 50%</p> <p>(Asian Dragon Fund), (Asian Growth Leaders Fund), (China Fund), Ex- (Emerging Markets Ex-China Fund), (Euro-Markets Fund), (European Equity Income Fund), (European Fund), (European Special Situations Fund), (European Value Fund), (Future Of Transport Fund), (Global Long-Horizon Equity Fund), (Japan Small & MidCap Opportunities Fund), 가 (Japan Flexible Equity Fund), 가 (Sustainable Energy Fund), 가 (Sustainable Global Dynamic Equity Fund), (Nutrition Fund), 가 (Systematic Global Equity High Income Fund), 가 (Systematic Sustainable Global SmallCap Fund), (United Kingdom Fund), (US Basic Value Fund), (US Flexible Equity Fund), (US Growth Fund), (US Mid-Cap Value Opportunities Fund), (World Energy Fund), (World Financials Fund), (World Gold Fund), (World Healthscience Fund), (World Mining Fund) (World Technology Fund).</p> <p>(b) (“ ”) 2018 1 1 (German Investment Tax Act)</p> <p>2 8 25%</p> <p>(Emerging Markets Fund)</p> <p>2 “ ” 가 (</p> <p>9a (2018 1 1)).</p> <p>/ , 가</p> <p>가</p> <p>, 2018 1 1 2 8 “ (Equities)” 가 :</p> <p>1. (</p> <p>) ,</p> <p>2. 가 :</p> <p>a. (EEA) 가</p> <p>;</p> <p>b. 가 가 15%</p>

	3.	가	51% -	,	가	-
		(50%	,)가	
	4.	가	25% -	,	가	-
		(25%	,)가	
		,	가	가	1	
		,	가	가	2	8
		“ (Equities)”	, 2018 1 1	:		
	1.			,		
	2.	2	9	,		
	3.	15%	가	가		
	4.		:			
	a.	10%		,	2	a. b.
	b.	가	가	가	10%	2 a. b.
				가		
		2018 1 1		2 6 7	()	
	“	”	“	”		

(1)

1) (“EU”) 가

2) EU 가

3) , , , 가

4) , , , 가가 가

5) 가 , 1 1) 3)
2) 4)
가

6) EU 2009/65/EC 1 2 (a) UCITS /
 (“UCI”)

UCI가 CSSF ()

UCI UCITS (uncovered)

2009/65/EC UCI 가가 가

UCITS UCI () UCITS UCI

(3) 10% UCITS UCI

7) 가 12 가

CSSF가

8) () /

(“ ”). , 1) 7) 9) 가

(prudential supervision) CSSF가

가 (offsetting) 가

9) 2010 1

(EU (European Investment Bank), (European Central Bank),

EU, 가, 1), 2) 3)

(prudential supervision)

CSSF가

CSSF가 (, (i)

10,000,000 , (ii)

78/660 (1) (Directive 78/660/EEC)

(banking liquidity line)).

(2) 가, 10% (1) 1) 9) 가 가

(3) , (1) 6) UCITS / UCI UCI 10%

UCITS,

- MyMap Cautious Fund ()
- MyMap Moderate Fund ()
- MyMap Growth Fund ()
- Multi-Theme Equity Fund ()

Climate Transition Multi-Asset Fund() , 10% 가 가

100,000,000 () , Systematic Global Sustainable Income &

Growth() , 10% 가 가 200,000,000 ()

Circular Economy Fund (3) UCI 10%

OECD UCI 5%

- (1) 6) UCITS / UCI UCITS /
UCI 20% UCI
UCITS / UCI 3
가
- UCITS UCI 30%
- 1) UCI 가 UCITS / UCI , (6) UCITS
UCI 가
- 2) (i) 가, (ii) 가, UCITS / UCI
UCITS / UCI
- 가 (가 UCITS / UCI UCI) (가
가 1.5% UCI)
- (4) (“ ”)가 (“ ”) :
- - 10% (2.3)
 - 가 ,
 - ,
 - 가 2010 (€1,250,000)
- (5) 20% (, 2010 41
1 ,
" " ,
()
)
- (6)
- 1) 10% 가
- 2) 20%
- 3) EU , 1) 10% , EU EU
가 35%
EU 25%. (, (i)
, (ii) 가 5% 가
80%)
- 4) 가 5% 가
가 40% (prudential supervision)
3) 가
40%

- 5) 1) 4) 가 / 20%
(exposure).
- 6) 가
- 7) 1) 4) , 1) 4)
가
35%
- 8) 83/349/EEC
1) 4)
- 9) 1) 가 5) 3가
20%
- 10) (8) , /
1) 10% 20% , CSSF가
()
가 ()
가
가 (replicable)
가
- 11) 가
35%가
- 12) (MMF 17.7) EU , , OECD
EU 가 100% , (i) 6
(six different issues) (ii)
30%
- (7)
- (8)
- 1) 10%
2) 10%
3) (UCI)가 25%
4) 10%
5) , 가
2), 3) 4)
- (9) (7) (8)
- 1) EU 가 가
2) EU 가
3) EU 가 가

- 4) 가 가 , 가 가 가 가 , 2010 43 , 46 48(1) (2) . 2010 43 , 46 48(1) (2) 49 .
- 5) 가 가 (가 가) (2) (8) (%)
- (10) . (2) (8) (%)
- (11) () (가 가) 가 10% “ ” . 2017 12 8 () 가 (joinder process) 가 가 가 () 가 가
- (12) 가 3 . , (i) (1) 6), 8) 9) (ii)
- (13) (1) 6), 8) 9) 가 ,
- (14) , (commodities),
- (15) , ,
- 가
- (16) 가 가
- (17) MMF 9(2)
- (18) 가
- 1) 30% 229
- 2) 10% ,
- 3) 50% ABS MBS
- 4) 60% ,

가

(Short Term VNAV MMF)

(1) MMF “ 가 (Short Term VNAV MMF)”

Y (money-market rate)

Y (2)
Y 가 , 가 가 가
Y 가 가

(2) MMF MMF :

Y MMF 10 : (a) UCITS
가 397 MMF 2 397
, 397

Y MMF 11 ABCP가 가 :
 (“ABCP”): (Capital Requirements Regulation)(575/2013)(“CRR”)
(a) EU (Liquidity Coverage Ratio Commission Delegated Regulation (EU) 2015/611)
“Level 2B ” ; (b) ABCP programme ABCP (i)
, (ii) (re-securitisation)가 ABCP
(c) (simple) , (transparent) (standardised) (STS) ABCP

MMF ABCP
: (i) (a) 가 2
397 ; (ii) (b) (c) ABCP
가 397 ; (iii) (a) (c) (amortising
instruments) WAL(가) 2

MMF ABCP
: (i) (a), (b) (c) ABCP 가 2
397 ; (ii) (a) (c)
(amortising instruments) WAL(가) 2

Y MMF 12 : (a)
가 ; (b) 가 12 ; (c) (EU) (₩)

Y MMF 13 : (a)
, , ; (b) MMF
가 ; (c)
MMF 가 , MMF
; (d) 가

Y MMF 14 (repurchase agreements):
(a) (c) (7
) ; (b) MMF ,
; (c) (i) UCITS
(ii) ; (d) MMF가 10%
(; (e) MMF가 2 가

- Y MMF 15 (reverse repurchase agreements): (a) MMF가 2 가 ; (b) 가 ; (c) MMF가 (2)(a) ; (d) ABCP ; (f) ; (e) MMF가 MMF 가 15% ; (g) MMF가 (accrued basis) (recall) .
- 가 가 (mark-to-market basis)
- Y MMF 16 (19) (23) MMF
- (3) MMF 2010 41(2)
- (4) MMF :
- Y 5% , ABCP ; 가
Y MMF가 MMF가 (EU) 가 (15%)가 MMF 10%
- (5) (4)(a) , VNAV MMF(가) 10% , VNAV MMF가 5% ABCP 가 40%
- (6) MMF ABCP MMF 15% MMF MMF 15% MMF ABCP 11(4) (delegated act) MMF (simple) 20% MMF ABCP (transparent) , (standardised) (“STS”) ABCP
- (7) MMF 13 가 MMF 5%
- (8) MMF가 10%
- (9) MMF MMF 15% (2)
- (10) (4) (6) , MMF 15%
- Y , ABCP ;
Y ;
Y .
- (11) MMF 100% (EU), (EU) 가, (EU) (European Central Bank), (European Investment Bank), (European Investment Fund), (European Stability Mechanism) (European Financial Stability Facility), OECD , G20 , 가 (IMF), (IBRD), Council of Europe Development Bank, (EBRD), (Bank for International Settlements), (EU) 1 가

- (12) (11) 가 :
- Y MMF가 6 ;
Y MMF가 30% .
- (13) (4) , MMF (EU) 10%
- (14) MMF가 (13) 5% ,
가 MMF 가 40% .
- (15) (4) , (14) 가 ,
(Delegated Regulation)(EU) 2015/61 10(1) (f) 11(1) (c) ,
MMF 20% .
- (16) MMF가 (15) 5%
가 (14) 가
MMF 가 60% .
- (17) Directive 2013/34/EU
(4) (10) .
- (18) MMF 가 397 7.5%
1 (repo) 1
가 , 15% , 5
(repo) , 5
가 7.5%
5
WAM(가) 120 WAL(가) WAM(가 60)
WAL(가) (repo)
- (19) MMF MMF(“ MMF”) 가
:
Y MMF 10% MMF
Y MMF가 MMF
(20) MMF MMF MMF가
MMF
(21) MMF MMF , 5% MMF
(22) MMF 10% MMF
(23) MMF MMF가 , 가
:
Y MMF가 MMF 가 MMF ,
Y MMF가 MMF MMF 가
MMF MMF MMF
- Y MMF MMF

Y Regulation (EC) N° 1060/2009 5a

, , ABCP 가 ; 가

Y 가 가 ; 가 가

Y 가 , 가 가 .

가 . , 가 .

9. ,

가.

(1) 가 가 CSSF가 CSSF 가 .

(2) CSSF가 CSSF가 가 .

(3) 2010 . ,

(4) 가 (global exposure) 가 “8. . ” (6) 1) 4)

가 .

가 (Exposure) 가 , , 가 .

(5) -

가 CSSF 08/356() ESMA ESMA/22012/832EL (/ (“ ”)) .

2015 (2015/2365) 가 .

:

- 1)
- 2) 가 :

 - (i) ,
 - (ii) ,
 - (iii) 가 .

- 3)
- 4) 가 가 KIID
()
가 100% , (i)
(ii)
- (6) “ ” 가 (Securities lending transaction)
1) CSSF가
2) CSSF가
3) 가 (가
가 가) 2010 43(2) 20%
4) 가 가
5) 3.5.1 (i)
(가)

6)

가
가 / , , ,
가
(
)
가
UCITS 가 “ ” 가
(i) BlackRock BlackRock 가
가
(ii) BlackRock BlackRock
가
, BlackRock
, BlackRock /
, BlackRock
“ ”
가
가
“ ” BlackRock
BlackRock
- (loan-level)
, BlackRock
(, /
BlackRock
BlackRock : (i) BlackRock
(,) 가
(ii) 가
(iii) ,
, BlackRock
BlackRock
/ , 가
가
BlackRock / ,
, , ,

(7)

(a) (6) 2) (6) 3)

(b) 가

(c) 가

(i) (bank certificates) 2007 3 19 2007/16/EC
(money market instruments)

(ii)

(iii) (8) (b), (c) (d)

가

가

. 7
가

가

가

가
가 가
가 가

(8)

(“ ”)

(a) : 가 (pre-sale valuation) 가
(multilateral trading facility) 가
48 2010

(b) 가 가: 가 가 , 가
(haircut)가

(c) :

(d) : 가

(e) (): 가, , (가 가
20%) 가
A, 2.64 , 20% 가
100% , 30% 6

(f) 가 : 가

/ 가
가 / , , ,
가

(a) , , 2007 3 19 2007/16/EC (money market instruments),

(b) OECD , 가 가

(c) 가 AAA UCI

(d) (e) (f) / UCITS가

(e) ,

(f) OECD 가 (,
).

(title transfer)

가 3 가

가
' (6) 20%

:

(i) 2009/65/EC 50(f)

(ii)

(iii) 가

(iv) MMF

(haircut) (haircut)
(haircut) (credit support) 가
가 가
() 가
가 가

가 (haircut) 가
가 ;
, / (, (wrong way risk))

가 가

	가 (haircut)
	0%
가 1	0.5%
가 1 5	2%
가 5	4%
가 5	10%
가 5	12%

	가 (haircut)
	2%
(Money Market Funds)	2%
	2.5%
(Agency Bonds)	2.5%
()	5%

	가 (haircut)
	0%
	6%

가

- (a) . 2 “ ” , , (,) .
- (b) CSSF가 EU (EU 가) 10% . 5% .
- (c) , (가 가) 가 , 가

10.

가.

	<div>가</div> <div>가 가</div> <div>가 가</div> <div>가</div> <div>3</div> <div>가</div> <div>가</div> <div>()</div>
	<div>가</div> <div>가</div>
	<div>가</div>
가	<div>가 가 가</div> <div>가 가</div>
	<div>가</div> <div>가</div>
	<div>가</div> <div>가</div> <div>가</div> <div>가</div> <div>가</div> <div>가</div>

[illegible]

2
2
2
2
2
2

CDS (CDS), 가 CDS
CDS
가 (CDS) 가
CDS
(Protection Buyer) (Protection Seller)
“ ”
가
(redemption requests)
가 가 가
/
가
(on a net basis)
(on a net basis)
가 ()
/ / /
가 가
가 가
가 가
(가)
가 가 가
가
가 ,
() “ ”
() 가 “ ”
가 가
() 가
가 (1) 가 (2) 가 가

	<p>, (3) 가</p> <p>가 가</p> <p>가</p> <p>가 (“ ”)</p> <p>(pair trading)</p> <p>/ /</p> <p>(currency peg mechanisms)</p> <p>(가 ,</p> <p>가 ,</p> <p>가</p> <p>가</p> <p>가</p> <p>가</p>
	<p>CSSF</p> <p>가 가 가 , 가</p> <p>100% ()</p>
	<p>가 가</p>
	<p>가</p>
	<p>/ 가</p> <p>가 가</p> <p>가</p>

[illegible]

* , ' - 가 가 2022. 3. 1. 가 가

가 2022 3 (fair valuation mechanism) 가 가

, , 가

							ABS/ MBS/ ABCPs			ESG		/					ETF				
1.						○	○					○			○					○	
2.						○	○					○			○	○				○	
3.			○	○				○		○		○	○	○	○			○		○	
4.			○	○				○	○	○		○	○	○	○			○		○	
5.						○	○			○		○			○					○	
6.		○	○	○			○	○		○		○	○	○	○			○		○	
7.						○	○					○			○					○	
8.	Ex-					○	○					○			○					○	
9.						○	○					○			○					○	
10.						○	○		○	○	○										
11.		○				○	○			○	○				○						
12.						○	○		○	○	○				○					○	
13.						○	○		○	○	○				○					○	
14.						○	○			○	○				○						
15.			○	○	○			○		○		○	○	○	○		○	○		○	
16.						○	○		○	○	○	○			○	○				○	
17.			○	○		○	○	○		○		○	○	○	○		○	○		○	
18.			○	○				○		○		○	○	○	○			○		○	
19.			○	○	○			○		○	○		○	○							
20.			○	○	○			○		○	○		○	○						○	
21.						○	○		○		○	○			○					○	
22.		○	○	○			○	○		○		○	○	○	○			○		○	
23.						○	○					○			○					○	
24.						○	○			○											
25.						○	○			○										○	
26.						○	○					○			○					○	
27.						○	○			○	○	○			○	○	○			○	
28.	가					○	○			○	○	○			○	○				○	
29.	가			○		○	○			○	○	○			○					○	
30.		○				○	○				○	○			○					○	
31.	가					○	○			○	○	○			○					○	
32.						○	○			○	○										
33.							○														

	<p>(C) / (Y) (가 (G) , (S) , (R) , (T)</p> <p>.</p> <p>가 /</p> <p>.</p> <p>가</p> <p>(R)</p> <p>(R) 가</p> <p>.</p> <p>가 , 가</p>
	<p>가, 가</p> <p>가</p> <p>가 / 가</p> <p>가</p>
	<p>가 " 가 " 가</p> <p>가</p> <p>가 가</p> <p>가 가</p> <p>가 가</p> <p>가 가</p> <p>가 (fixed income securities) 가 (fixed income securities)</p>
	<p>“(high-yield)”</p> <p>가, 가</p>
<p>(“ABS”)</p>	<p>()</p> <p>ABS , (, ,)</p> <p>ABS / 가</p> <p>ABS</p> <p>ABS MBS (가 가)</p> <p>() (가)</p> <p>(level of rotation)</p>

	가	ABS	.
	ABS		
	ABS	, ABS	가
			가
			가
	가	ABS	
			.
	ABS		
	가		가
	ABS		가
	ABS		
		가	
			가
		가	ABS
			ABS
			가
			가
		가	ABS
		가	가
	가		
	가		
	ABS		가
	가		ABS
		(asset-backed commercial paper, "ABCP")	
ABCP	가	90	180
			(trade receivables)
			(conduit)
	(originator)		
		(collateralized debt obligations, "CDO")	
CDO			
		CDO	가
		CDO	가
			가
		(credit linked note, "CLN")	
CLN			
CLN			가
			CLN
	/		
		가	
			가
		CLN	
	CLN	가	
			CLN
			가
			가

	<p>(synthetic collateralized debt obligations)</p> <p>CDO (CDS -) (CDO)</p> <p>(fixed income assets)</p> <p>CDO</p> <p>CDO 가</p> <p>(fixed income portfolio) CDO</p> <p>CDS가 가</p> <p>CDO (fixed income products)</p> <p>CDS () CDS</p> <p>CDS</p> <p>(Whole Business Securitisation)(“WBS”)</p> <p>(가 / 가) () 가</p> <p>, ,) 가</p> <p>(mortgage-backed securities, “MBS”)</p> <p>/ 가</p> <p>/ 가</p> <p>가 MBS</p> <p>MBS 가 (refinance) MBS</p> <p>MBS MBS가</p> <p>가 가 가</p> <p>가 가</p> <p>MBS (fixed income securities) () MBS</p> <p>MBS 가</p> <p>MBS 가</p> <p>가 MBS 가</p> <p>가 가</p> <p>가 가</p>
--	---

	<p>가</p> <p>가</p> <p>가 / 가</p> <p>가</p> <p>가</p> <p>가</p> <p>가</p> <p>()</p> <p>()</p> <p>가</p> <p>(가)</p> <p>가</p>
	<p>가</p> <p>가 /</p> <p>가</p> <p>가</p> <p>(European Economic and Monetary Union)</p> <p>가</p> <p>가</p> <p>가</p> <p>가</p>
	<p>가</p> <p>가</p> <p>가</p> <p>가</p> <p>가</p> <p>가</p> <p>가</p> <p>가</p> <p>가</p> <p>가</p>

	<p>ESG ESG ,</p> <p>ESG 가 , 3 ESG</p> <p>가 가 가</p> <p>ESG ESG 가 ESG ESG / ,</p> <p>() () ESG 가 , , ,</p>
MSCI ESG 가	<p>ESG ESG MSCI가 ESG</p> <p>MSCI 가 가 MSCI ESG /</p> <p>ESG / (controversies score), 가가 MSCI</p> <p>가 가 / ESG 가</p>
QFI	<p>QFI “ ” “QFI ”</p> <p>QFI A BAMNA QFI QFI 가</p> <p>BlackRock Group QFI ()</p> <p>“ ” QFI ,</p> <p>가 :</p> <p>QFI 가 ,</p> <p>QFI QFI 가</p> <p>가 QFI QFI QFI 가</p> <p>QFI (QFI 가) QFI , QFI</p> <p>QFI , QFI QFI QFI</p> <p>QFI QFI QFI</p> <p>QFI QFI QFI QFI가</p> <p>A ,</p> <p>(i) QFI 가 10% ,</p> <p>(QFI가 (QFI A 30% ,</p> <p>(ii) QFII QFI) A (ii)</p> <p>QFI “ ” A QFI A</p> <p>, QFI A</p> <p>A / 가</p> <p>A</p>

	<p>QFI QFI</p> <p>가 , QFI 가 , QFI</p> <p>가</p> <p>A 가 A 가 ,</p> <p>10% 가 가 가 ()</p> <p>가 가 가 가 ,</p> <p>가 가 가 가 (, QFI</p> <p>가 A), 가</p> <p>QFI</p> <p>QFI QFI QFI 가 QFI ()</p> <p>” () QFI QFI ()(“QFI</p> <p>() QFI QFI ()</p> <p>QFI QFI QFI</p> <p>QFI 가 가 QFI ()</p> <p>QFI QFI 가 QFI</p> <p>QFI , QFI 가 , QFI QFI , QFI</p> <p>가 , QFI</p> <p>가</p> <p>QFI () (“ QFI ()”) QFI 가</p> <p>3 ,</p> <p>1</p> <p>, QFI가 QFI</p> <p>QFI</p> <p>QFI , QFI 가</p> <p>QFI 가 , QFI 가 , QFI</p> <p>() 가 , QFI</p> <p>가 가</p> <p>QFI (lock-up period) (authenticity) 가</p> <p>, QFI ()</p> <p>가</p> <p>. QFI 가</p>
--	---

	, QFI (authenticity) QFI , QFI 가 QFI가
	<p>“ ” “ ” “ ”</p> <p>A</p> <p>“ 가 ”</p> <p>(Quota Limitations)</p> <p>“ 가 ” ()</p> <p>가)</p> <p>/ (beneficial ownership)</p> <p>“ ” (“HKSCC”) 가</p> <p>(“CCASS”) 가</p> <p>“ ” “ ”</p> <p>(가),</p> <p>가</p> <p>가</p> <p>(CSRC) 2015 5 15 “ -</p> <p>(SH-HK Stock Connect) FAQ”</p> <p>- FAQ :</p> <p>가 (Northbound Trading Link)</p> <p>가? “ (nominee</p> <p>holder)” “ ” 가?</p> <p>(“ ”) 18 “ ,</p> <p>(CSRC)</p> <p>(Shanghai-Hong Kong Stock Connect)</p> <p>(“ (CSRC) ”) 13</p> <p>(HKSCC)</p> <p>가 “ ”</p> <p>(CSRC)</p> <p>(HKSCC)</p> <p>(Northbound Trading Link)</p> <p>가?</p> <p>가</p> <p>(HKSCC)</p>

	<p>가, 119 “ ”</p> <p>가 가</p> <p>(clearing links) 가 가 가 가</p> <p>가</p> <p>(CSRC)가</p> <p>가 (Northbound trades)</p> <p>가</p> <p>가</p> <p>(“SEHK”),</p> <p>가</p> <p>가 A</p> <p>가 A 가</p> <p>(front-end monitoring) 가</p> <p>(,) A 가 가</p> <p>”) 가 A () A (“</p> <p>A</p> <p>가 (CCASS) 가 가 /</p> <p>(“SPSA”) (CCASS) /</p> <p>(CCASS)</p> <p>(SPSA) 가 ID”</p> <p>(SPSA) / (SPSA)</p> <p>/</p> <p>가 (SPSA)</p> <p>/</p>
--	--

[illegible]

			(97.5% VaR)	
17	*	VaR	24.85%	2
18	*	VaR	11.39%	2
19	*	VaR	9.95%	2
20		VaR	11.29%	3
21		VaR	42.91%	1
22	*	VaR	14.54%	2
23		VaR	34.39%	1
24		VaR	34.32%	1
25		VaR	32.83%	1
26		VaR	53.28%	1
27		VaR	35.03%	1
28	가	VaR	47.49%	1
29	가 *	VaR	42.25%	1
30	*	VaR	29.46%	2
31	가	VaR	40.72%	1
32		VaR	35.98%	1
33		VaR	36.19%	1
34		VaR	12.28%	3
35		VaR	43.90%	1
36	*	VaR	14.92%	2
37		VaR	58.15%	1
38		VaR	41.72%	1
39		VaR	54.33%	1
40		VaR	61.60%	1
41		VaR	64.97%	1
42		VaR	31.12%	1
43		VaR	59.81%	1
44		VaR	60.08%	1

1)
가
,

2)
(')가
, VaR
A2
가
(')
A2
3
1
*
3
2
가 가
Ex-
2024 6 17
2018 9 4
A2
2021 10 27
7) 2022 3 1
가
, 2022 3
0
가
:
(97.5% VaR) (3)

	1 ()	2	3	4	5	6 ()
97.5% VaR	50%	50%	30%	20%	10%	1%

1) 3 2.5 (250)
2) VaR

(3)

1 ()	가 가 20%
2 ()	80%
3 ()	80% 20%
4 ()	50% 60%
5 ()	60%
6 ()	(MMF)

- 1) “ ” , REITs, (BB+),
- 2) “ ” (BBB-), CP(A3),
- 3) “ ” , (A-), CP(A2-),
- 4) . 가
- 5) . 가
- 6) 3 VaR .

11. , 가

가.

, , , 가
 , 가

1)

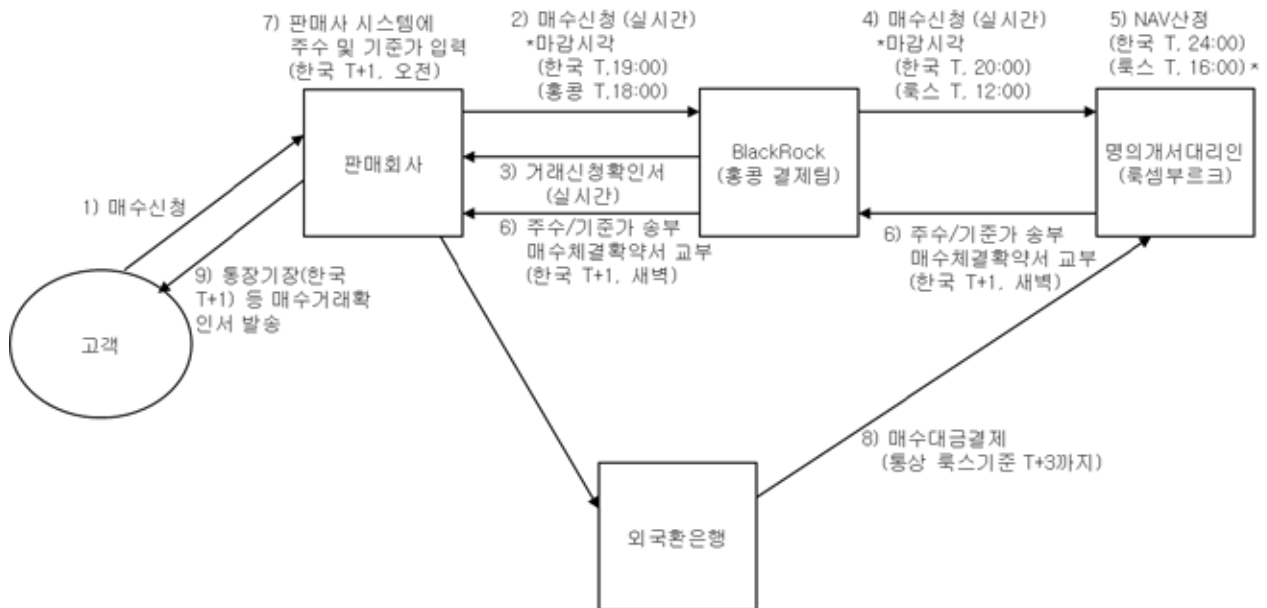
2) 20:00 가 (12:00 (가))

3) T+3 3 (

가

1 (T)	- - () -
2 (T+1)	- (가)
3 (T+2)	- -

*
*



()

1) ()

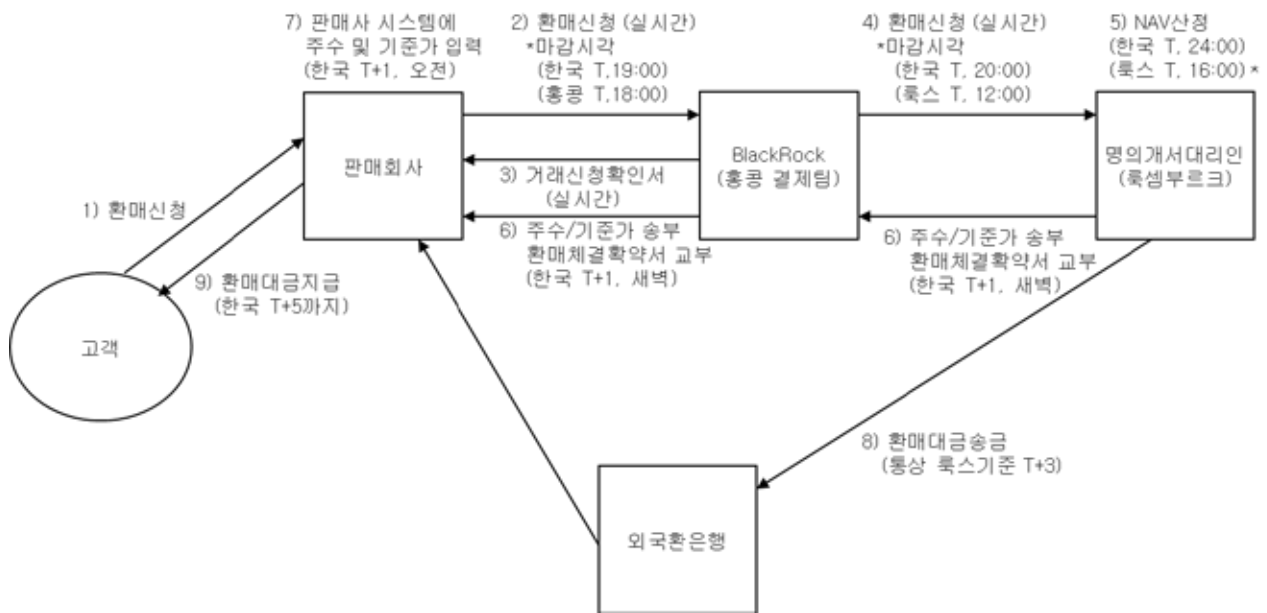
2) 20:00) 가 (12:00 가 ()

3) (가 가)
가
가

4) (T+3). 6
가

1 (T)	- ()
2 (T+1)	- (가)
6 (T+5)	-

*
*



1) 가

가

2) 가

3)

가

가

4) I, J, X ()

가 (,)

)

(

(“ ”) 280 1).

15

- (1)
- 1) 2,500 , 가 1,000
100 200 가
2)
- 2) 가 1,000 2,500
가 가
- 3) 가 2,500 1,000
, 가 2,500 , 가
- 4)

(X)	()	()
US\$ 1,000 X < US\$ 100,000	1.50%	1.20%
US\$ 100,000 X < US\$ 1,000,000	1.00%	1.00%
US\$ 1,000,000 X	0.75%	0.75%

- 1) X () :
- 2) :

- 5) 50,000 가
가
- 6) 2% 가
- (2) NH *
- 1) 2,500 , 가
1,000
- 2) 가 1,000 2,500
가 가
- 3) 가 2,500 500
, 가 2,500 , 가
- 4)

	()		
USD 100,000	1.50%	1.20%	0.25%
USD 100,000 USD 1,000,000	1.00%	0.80%	0.15%
USD 1,000,000 USD 3,000,000	0.50%	0.40%	0.10%
USD 3,000,000	0.30%	0.20%	0.05%

)
:

5)
1.0%
1.0%
25
25
.

6)
2%
가
.
* 2014 12 31
NH
.

(3)
1)
2,500
,
가
1,000
가
100
.
.

2)
가
가
1,000
.
가
가
2,500
가
가
.
.

3)
가
가
2,500
가
2,500
1,000
,
가
.
.
가
,
.

4)
()
.

(X)	/	
US\$ 1,000 X < US\$ 100,000	1.50%	1.20%
US\$ 100,000 X < US\$ 1,000,000	1.00%	0.80%
US\$ 1,000,000 X	0.75%	0.75%

1) X ()
:

2)
:

,
.

	/	
1 -24	1.50%	1.20%
25	1.50%	1.20%

- 5)
- 25

25

1.0%

가

1.0%
- 6)
- 2%

가
- (4)
- 1)
- 2,500

가

1,000

가

1,000

100
- 2)
- 가

가

1,000

2,500
- 3)
- 가

가

2,500

가

가

2,500

1,000

가
- 4)
- ()

(X)	/	
US\$ 1,000 X < US\$ 100,000	2.00%	1.50%
US\$ 100,000 X < US\$ 1,000,000	1.00%	1.00%
US\$ 1,000,000 X	0.75%	0.75%

- 1) X () :
- 2) :

- 5)
- 25

25

1.0%

가

1.0%
- 6)
- 2%

가

- (5)
- 1) 2,500 , 가 1,000 가 100 100 가 10
- 2) 가 1,000 2,500 가 가
- 3) 가 2,500 1,000 가 2,500 가
- 4) ()

	/	
100,000	1.5%	1.2%
100,000 1,000,000	1.2%	1.0%
1,000,000	0.5%	0.5%

1 -24	1.4%
25	1.0%

- 5) 1.0% 가
- 6) 2% 가
- (6)
- 1) 250 () 가 100 (10)
- 2) 가 100 () 가 250 ()

3) 가 가 250 (가 가 250 () , 가 100 ()

4)

	/	
1	1.30%	1.00%
1 5	0.90%	0.90%
5 10	0.75%	0.75%
10 50	0.50%	0.50%
50	0.30%	0.30%

(Regular Savings Plan)

	/	
1 -12	1.30%	1.00%
13	0.90%	0.90%

5) 25,000 25,000 0.5% 가 0.5%

6) 2% 가

(7)

1) 2,500 , 가 1,000 가 1,000 100

2) 가 가 1,000 가 2,500

3) 가 가 2,500 가 1,000 , 가 2,500 , 가 1,000

4)

3) 가 가 2,500 1,000

4) (

1,000,000	1.50%
1,000,000 10,000,000	1.00%
10,000,000	0.00%

5) 가 가

6) 2% 가

(10)

1) 2,500 가 1,000 1,000 100

2) 가 가 1,000 2,500

3) 가 가 2,500 1,000

4)

	/	
USD100,000	1.5%	1.0%
USD100,000	1.0%	0.8%

) 0.5%
)
)

5) 25 25 1.0% 1.0%
 0.5% , 0.5% 25 25
 가 가

- 6) . , 2% 가 .
- (11)
- 1) 3,000 , 가 1,000
15
- 2) 가 1,000
가 가 3,000
가 가 ,
- 3) 가 가 3,000
가 3,000 , 가 1,000
가 , .
- 4) ()

(X)	/		
X < US\$ 100,000	1.50%	1.20%	1.20%
US\$ 100,000 X < US\$ 1,000,000	1.00%	1.00%	1.00%
US\$ 1,000,000 X	0.75%	0.75%	0.75%

- 1) X () :
- 2) :

	/	/
1 -6	1.50%	1.20%
7 -24	1.0%	1.00%
25	0.75%	0.75%

- 5) 6 가 7 1.0% 가
- 6) 2% 가 .
- (12)
- 1) 2,500 , 가 1,000
100 가
100

- 2) 가 1,000 2,500
- 3) 가 2,500 1,000
- 4) ()

(X)		
		1.4%
		1.0%
	1~6	1.4%
	7~18	1.2%
	19~36	1.0%
	37	0.8%

)

- 5)
- 6) 2% 가

(13) HSBC

- 1) 가 100 (300 ())
- 2) 가 100 (가)
- 3) 가 100 (300 ())
- 4) ()

			/	
USD	JPY	EUR		
US\$ 100,000	¥ 10,000,000	€ 65,000	1.50%	1.20%
US\$ 100,000	¥ 10,000,000	€ 65,000	1.00%	1.00%
US\$ 1,000,000	¥ 100,000,000	€ 650,000		
US\$ 1,000,000	¥ 100,000,000	€ 650,000	0.75%	0.50%

(15)

- 1) 2,500 , 가 1,000 가 1,000
500 . , .
- 2) 가 1,000 2,500
가 가
- 3) ()

	/	
USD 100,000	1.50%	1.20%
USD 1,000,000	1.00%	0.80%
USD 1,000,000	0.50%	0.50%

- 4) . 가
- 1) 가 .
- 2) .
- 3) .
- 4) 가 가 ,
- 5) , 가
- 6) , ,
- 7) 가 / 2%
- 8) 가 ,

12. 가 가

가. 가

가	가 ()
가	()
가	,
가)가 : 가(,
	• 가 (
	•),
	• 가 가가 가
	• 가 가 가
	• 가
	가
	• 가 가
	• 9 가
	• 가
	가
	UCITS() UCITS() 가
	• 가 가 (“ ”) ,

. 가

가	가 가 “ 가 ” 가 , 가 , 가 가 , 가 가 , 가 가
가	가 가 가 , 가 가

가	<p>가 가 .</p> <p>가</p> <p>() 가</p> <p>가 가</p> <p>가 가</p> <p>가 가</p> <p>17(c) 가 가 가</p> <p>/ 가 가</p> <p>가 가 가 가</p> <p>가 , 가 가 가 가</p> <p>가 가 가 가 (" 가 ") 가 ,</p> <p>가 가 가 가 가 가</p> <p>가 가 (가 가) 가</p> <p>가 3 가 가 가 가</p> <p>(marked to market) 가 가 3 가</p> <p>가</p> <p>가 3 가</p>
가	<p>가 가 가 가 ,</p> <p>가 가 가 가</p>
가	<p>가 가 , 가</p> <p>가 가</p> <p>"BlackRock EMEA 가</p> <p>가 가</p> <p>BlackRock EMEA 가 가</p>
가	가 ()
가	가 , 가 가 가
가	<p>가 , (</p> <p>가 (i) 가 (ii) 가 ,</p> <p>가 가 (fixed income) 3%) 가 1.50%</p> <p>가 가 가</p> <p>가 가</p> <p>가 가 ()</p>

13.

가 ()

가.

	가 “11. . ”
	2% 가
	가 “11. . ”

) 5% 가 가 .

.

	: 1.50-2.00% : 0.75-1.50% : 1.35-1.50% : 0.60%
	: 0.001%-0.45% : 3 -108 *
	* 가 0.25% 가

1) “6. ” “ . ”

2) 가

가 1,000 . (2024 12 31 , :)

(1)

		1	2	3	5	10
A	.	385,654	578,668	781,334	1,217,571	2,513,942
	(.)					

(2)

		1	2	3	5	10
A	.	385,654	578,668	781,334	1,217,571	2,513,942
	(.)					

(3)

		1	2	3	5	10
A	.	321,740	448,307	581,202	867,260	1,717,339
	(.)					

(4)

		1	2	3	5	10
A	.	300,436	404,853	514,492	750,489	1,451,805
	()					

(5)

		1	2	3	5	10
A	.	383,625	574,530	774,980	1,206,450	2,488,653
	()					

(6)

		1	2	3	5	10
A	.	378,552	564,184	759,097	1,178,647	2,425,431
	()					

(7)

*

		1	2	3	5	10
A	.	-	-	-	-	-
	()					

* 2022 3 1 가

가 가 가

:

(8)

Ex- *

		1	2	3	5	10
A	.	390,726	589,014	797,217	1,245,373	2,577,165
	()					

* 2024 6 17 :

(9)

		1	2	3	5	10
A	.	389,712	586,945	794,040	1,239,813	2,564,520
	()					

(10)

		1	2	3	5	10
A	.	383,625	574,530	774,980	1,206,450	2,488,653
	()					

(11)

		1	2	3	5	10
A	.	384,639	576,599	778,157	1,212,010	2,501,298
	()					

(12)

		1	2	3	5	10
A	.	383,625	574,530	774,980	1,206,450	2,488,653
	()					

(13)

		1	2	3	5	10
A	.	385,654	578,668	781,334	1,217,571	2,513,942
	()					

(14)

		1	2	3	5	10
A	.	383,625	574,530	774,980	1,206,450	2,488,653
	()					

(15)

		1	2	3	5	10
A	.	321,740	448,307	581,202	867,260	1,717,339
	()					

(16)

		1	2	3	5	10
A	.	383,625	574,530	774,980	1,206,450	2,488,653
	()					

(17)

		1	2	3	5	10
A	.	379,567	566,253	762,273	1,184,208	2,438,075
	()					

(18)

		1	2	3	5	10
A	.	302,465	408,992	520,845	761,610	1,477,094
	()					

(19)

		1	2	3	5	10
A	.	297,392	398,646	504,962	733,808	1,413,871
	()					

(20)

		1	2	3	5	10
A	.	348,117	502,107	663,796	1,011,833	2,046,096
	()					

(21)

		1	2	3	5	10
A	.	383,625	574,530	774,980	1,206,450	2,488,653
	()					

(22)

		1	2	3	5	10
A	.	380,581	568,322	765,450	1,189,768	2,450,720
	()					

(23)

		1	2	3	5	10
A	.	388,697	584,876	790,864	1,234,252	2,551,876
	()					

(24)

		1	2	3	5	10
A	.	382,610	572,461	771,804	1,200,889	2,476,009
	()					

(25)

		1	2	3	5	10
A	.	384,639	576,599	778,157	1,212,010	2,501,298
	()					

(26)

		1	2	3	5	10
A	.	411,016	630,399	860,751	1,356,583	2,830,055
	()					

(27)

		1	2	3	5	10
A	.	384,639	576,599	778,157	1,212,010	2,501,298
	()					

(28) 가

		1	2	3	5	10
A	.	398,842	605,568	822,631	1,289,857	2,678,321
	()					

(29) 가

		1	2	3	5	10
A	.	383,625	574,530	774,980	1,206,450	2,488,653
	()					

(30)

		1	2	3	5	10
A	.	383,625	574,530	774,980	1,206,450	2,488,653
	()					

(31) 가

		1	2	3	5	10
A	.	387,683	582,807	787,687	1,228,692	2,539,231
	()					

(32)

		1	2	3	5	10
A	.	383,625	574,530	774,980	1,206,450	2,488,653
	()					

(33)

		1	2	3	5	10
A	.	383,625	574,530	774,980	1,206,450	2,488,653
	()					

(34)

		1	2	3	5	10
A	.	346,088	497,968	657,443	1,000,712	2,020,807
	()					

(35)

		1	2	3	5	10
A	.	382,610	572,461	771,804	1,200,889	2,476,009
	()					

(36)

		1	2	3	5	10
A	.	292,320	388,299	489,078	706,005	1,350,649
	()					

(37)

		1	2	3	5	10
A	.	382,610	572,461	771,804	1,200,889	2,476,009
	()					

(38)

		1	2	3	5	10
A	.	384,639	576,599	778,157	1,212,010	2,501,298
	()					

(39)

		1	2	3	5	10
A	.	407,973	624,191	851,221	1,339,902	2,792,121
	()					

(40)

		1	2	3	5	10
A	.	384,639	576,599	778,157	1,212,010	2,501,298
	()					

(41)

		1	2	3	5	10
A	.	412,031	632,468	863,927	1,362,144	2,842,699
	()					

(42)

		1	2	3	5	10
A	.	383,625	574,530	774,980	1,206,450	2,488,653
	()					

(43)

		1	2	3	5	10
A	.	408,987	626,260	854,397	1,345,462	2,804,766
	()					

(44)

		1	2	3	5	10
A	.	382,610	572,461	771,804	1,200,889	2,476,009
	()					

* 가 1,000 (OCF)
1 , 2 , 3 , 5 , 10
5%, (OCF) 가
2%

14.

가.

1)

a)

(Dynamic High Income Fund)
(European Equity Income Fund)
(Global Multi-Asset Income Fund)
(Systematic Global Equity High Income Fund)
(S) , (R) , (T) , (C) (Y)
“G”가
(G) (: A4(G)). , (G)
가
(Y) 가 (Y) , (T) (C)

(b)

(Systematic Global Equity High Income Fund) (Q)

가 가
()

가

가

2)

3)

4)

Consignations

30

가

Caisse des

(1)

가

(-)

(2011. 2.

15.4%,

14.0%),

가

(,

)

2,000

, 2,000

38.5%(2012

36.3%

)

24.2%(2012

(

22.0%

).

)

(2)

1)

, 가 ,

가

가

가 0.05% (

가 0.01%)

가

가

2)

, , , , 가 (,

, , ,

가

).

가

, 2011 1 1

(3) FATCA

FATCA

-

(Hiring Incentives to Restore Employment Act)

(Foreign Account Tax Compliance Act)(“FATCA”)

가

FATCA

(“

”

“FFI”)

(

)

30%

-

(“

”)

Administration des Contributions Directes(“ACD”)

(ACD

).

(

)

ACD (ACD),
가 FATCA 30% 가 FACTA (
)
가
(“OECD”)가 (Common Reporting
Standard for Automatic Exchange of Financial Account Information)
()
ACD (ACD).

15.

가.

) 199

1.

가 9 1 8 31 .

가.

[2]

[2]

2.

[2]

“ ”

3.

가.

4.

가. ()

[3]

1) _____.

2) _____.

3) _____.

_____.

_____.

. ()

[3]

1) _____.

2) _____.

3) _____.

_____.

_____.

“ 4 ” “1. ” “ ”

ESG

1) SFDR , (BlackRock Investment Stewardship)

ESG 가

. www.blackrock.com/corporate/sustainability
<https://www.blackrock.com/corporate/about-us/investment-stewardship#our-responsibility>

4 .

1.

가.

	() . . . (BlackRock (Luxembourg) S.A.)
	35A, avenue J.F. Kennedy, L-1855 Luxembourg, Grand Duchy of Luxembourg
	2010 15 (management company)
	100%

.

() . . . , .

2013 5 .

. 2 (:)

(1)

	2023. 12. 31	2022. 12. 31
	316	-
	4,110	-
	986,148	963,137
	990,574	963,137
	351,603	360,310
	1,911	1,138
가	38,495	40,327
	392,009	401,775
	1,382,583	1,364,912
	6,310	6,310
	312	133
	100,000	100,000
	13,983	13,553
	76,002	79,929
	196,607	199,925
	986,148	963,137
	3,565	-
	242	-
	989,955	963,137

	2023. 12. 31	2022. 12. 31
	195,617	201,850
	404	-
	196,021	201,850
	1,185,976	1,164,987
	1,382,583	1,364,912

(2)

	2023. 12. 31	2022. 12. 31
	1,991,826	2,243,328
가	(1,911,029)	(2,155,866)
	80,797	87,462
	(20,874)	(15,312)
	(238)	-
	(68)	20,667
	59,617	92,817
	19,894	14,733
/()	(2,989)	(25,660)
	(99)	-
	76,423	81,890
	(5,746)	(7,696)
	70,677	74,194

(2024. 12. 31.)

(:)			
(1)	(Asian Dragon Fund)	USD 700.78	USD
(2)	(Asian Growth Leaders Fund)	USD 447.47	USD
(3)	(Asian Tiger Bond Fund)	USD 2,101.73	USD
(4)	(China Bond Fund)	RMB 17,187.41	RMB
(5)	(China Fund)	USD 946.78	USD
(6)	(Dynamic High Income Fund)	USD 2,673.26	USD
(7)	(Emerging Europe Fund)	EUR 17.30	EUR
(8)	Ex- (Emerging Markets Ex-China Fund)	USD 231.83	USD
(9)	(Emerging Markets Fund)	USD 970.35	USD
(10)	(Euro-Markets Fund)	EUR 1,421.75	EUR
(11)	(European Equity Income Fund)	EUR 1,441.56	EUR
(12)	(European Fund)	EUR 1,389.68	EUR
(13)	(European Special Situations Fund)	EUR 1,139.70	EUR
(14)	(European Value Fund)	EUR 777.93	EUR
(15)	(Fixed Income Global Opportunities Fund)	USD 6,702.88	USD
(16)	(Future Of Transport Fund)	USD 786.10	USD
(17)	(Global Allocation Fund)	USD 14,996.85	USD
(18)	(Global Corporate Bond Fund)	USD 1,604.84	USD
(19)	(Global Government Bond Fund)	USD 843.31	USD
(20)	(Global High Yield Bond Fund)	USD 1,945.28	USD
(21)	(Global Long-Horizon Equity Fund)	USD 1,398.16	USD
(22)	(Global Multi-Asset Income Fund)	USD 4,278.84	USD

(:)			
(23)	(India Fund)	USD 540.19	USD
(24)	(Japan Flexible Equity Fund)	JPY 105,465.58	JPY
(25)	(Japan Small&MidCap Opportunities Fund)	JPY 27,051.29	JPY
(26)	(Latin American Fund)	USD 501.51	USD
(27)	(Nutrition Fund)	USD 145.38	USD
(28)	가 (Sustainable Energy Fund)	USD 4,105.24	USD
(29)	가 (Sustainable Global Dynamic Equity Fund)	USD 430.38	USD
(30)	(Systematic Global Equity High Income Fund)	USD 7,285.50	USD
(31)	가 (Systematic Sustainable Global SmallCap Fund)	USD 311.33	USD
(32)	(United Kingdom Fund)	GBP 183.59	GBP
(33)	(US Basic Value Fund)	USD 768.26	USD
(34)	(US Dollar High Yield Bond Fund)	USD 2,416.86	USD
(35)	(US Flexible Equity Fund)	USD 1,603.45	USD
(36)	(US Government Mortgage Impact Fund)	USD 114.58	USD
(37)	(US Growth Fund)	USD 559.04	USD
(38)	(US Mid-Cap Value Fund)	USD 319.54	USD
(39)	(World Energy Fund)	USD 1,908.82	USD
(40)	(World Financials Fund)	USD 1,795.57	USD
(41)	(World Gold Fund)	USD 3,812.57	USD
(42)	(World Healthscience Fund)	USD 13,098.03	USD
(43)	(World Mining Fund)	USD 4,054.90	USD
(44)	(World Technology Fund)	USD 13,143.70	USD

2.

1		(SEC : 107105)
		BlackRock Financial Management, Inc., 100 Bellevue Parkway, Wilmington, Delaware 19809, USA
2		(SEC : 119293)
		BlackRock Investment Management, LLC 100 Bellevue Parkway, Wilmington, Delaware 19809 USA
3		() (FCA : 108928)
		BlackRock Investment Management (UK) Limited 12 Throgmorton Avenue, London EC2N 2DL, UK
4		(가)
		BlackRock (Singapore) Limited #18-01 Twenty Anson, 20 Anson Road, Singapore, 079912

1) ()

2) 100%

(BlackRock Financial Management, Inc.)	(US Dollar High Yield Bond Fund)
	(US Government Mortgage Impact Fund)
	(Dynamic High Income Fund)
() (BlackRock Investment Management (UK) Limited)	(Asian Dragon Fund)
	(Emerging Europe Fund)
	Ex- (Emerging Markets Ex-China Fund)
	(Euro-Markets Fund)
	(European Fund)
	(European Special Situations Fund)

	(European Value Fund)
	(India Fund)
	(Japan Small&MidCap Opportunities Fund)
	(Japan Flexible Equity Fund)
가	(Sustainable Energy Fund)
	(United Kingdom Fund)
	(World Energy Fund)
	(World Financials Fund)
	(World Gold Fund)
	(World Mining Fund)
	(China Fund)
	(Nutrition Fund)
	(World Technology Fund)
	(European Equity Income Fund)
	(Asian Growth Leaders Fund)
	(Systematic Global Equity High Income Fund)
	(China Bond Fund)
	(Future Of Transport Fund)
() +	(Global Government Bond Fund)
	(Global Multi-Asset Income Fund)
	(Global Corporate Bond Fund)
(BlackRock Investment Management, LLC)	(Global Allocation Fund)
	가 (Sustainable Global Dynamic Equity Fund)
	(Global Long-Horizon Equity Fund)
	가 (Systematic Sustainable Global SmallCap Fund)
	(Latin American Fund)
	(US Basic Value Fund)
	(US Flexible Equity Fund)
	(US Growth Fund)
	(US Mid-Cap Value Fund)
	(World Healthscience Fund)
(가) (BlackRock (Singapore) Limited)	(Asian Tiger Bond Fund)
	(China Bond Fund)
() +	(Emerging Markets Fund)
+	(Global High Yield Bond Fund)
() + (가)	(Fixed Income Global Opportunities Fund)

3.

(1)

	/ , (The Bank of New York Mellon SA/NV, Luxembourg Branch)
	2-4, rue Eugène Ruppert, L-2453 Luxembourg, Grand Duchy of Luxembourg
	, , 가

* QFI : HSBC Bank (China) Company Limited
: 33rd Floor, HSBC Building, Shanghai ifc, 8 Century Avenue, Pudong, Shanghai, China 00120

(2)

	(J.P. Morgan SE, Luxembourg Branch)
	6C, Route de Trèves, L-2633 Senningerberg, Grand Duchy of Luxembourg

4. 가

5. 가

6. ESG 가 가

가 ESG 가 가 , BlackRock ESG
(Central Labelling Agency) 가
(Investissement Socialement Responsable Label)가
Responsible Label, "ISR") (Towards Sustainability Label)
(Investissement Socialement

1.

가.

(1)

(2)

1)

a)

b)

(), () ()

c)

8

가

2)

1

가

3)

4)

5)

-

-

a)

b)

c)

d)

(

.)

- a) 가 , () 가
- b) 가
- c) 가
- d) 가
- e) ,

- .) 5 () .
- a) (.),
- b) .

(3)

1)

2)

“2010 ” 113 ,

3)

4)

가

5)

UCITS ()

, 가

a) 가 가 30 50,000,000 ,

b) 가

6)

가

(4)

(1)

1)

2)

(2)

Caisse des Consignations

30

가

280 3

가

가

1)

가

가

가

가

2)

47

가

3)

()

가

가

가

가

가 ()

가

가

가

1)

가

2)

(<http://www.kofia.or.kr>)

(1)

23 1

7 (7)

가

(

(

),

)

(

)

3

37 () 2 가 “

”

가

(2)

2

가

가

2.

가.

(1)

(2)

(1,250,000) 2/3

(3)

가 가 100,000,000 (가) ()

(4)

가 가 30 50,000,000 (가)

가 ,
() 30
UCITS ()

(5)

(4)
UCITS ()
가

3.

(1)

(2)

3 1
가

가

(3) 가

가 , 가
가 15

4.

가.

가 10% 가 (,) (“ ”)
가 가)
UCITS 가 . 가 가가
가

5.

6. 가

가.

8 31
4
2
가
(1)

1)

가 , 5 11
가
3 1

2)

가 가 6 2
7-33 3
가

(2)

1) 1915
1915) 가 1915 8 10 (‘1915’
1915 .
. ,
.

2) 2010

2010 12 17 1

2010 Part I (UCITS: Undertakings for Collective Investment in Transferable Securities)

(Commssion de Surveillance du Sectorur Financier of Luxembourg)가

3) 가 (Commssion de Surveillance du Secteur Financier of Luxembourg) 가 .

(3)

(Luxembourg Generally Accepted Accounting Principal)

Ernst & Young S.A.가 (International Standards on Auditing)

(4) “ 2 ” “14. . ” .

	가 가
	가
가	가
(Reserve Funds)	MMF ” 가 MMF(MMF)”
	가
(SSE)	(Shanghai Stock Exchange)
(SZSE)	(Shenzhen Stock Exchange)
	가 가
BlackRock EMEA (Baseline Screens Policy)	가 / () , https://www.blackrock.com/corporate/literature/publication/blackrock-baseline-screens-in-europe-middleeast-and-africa.pdf
(Bond Connect)	‘ , ‘ , ‘ 2017 7
	() 가 가 , 가 , 가 (Investor Services Team)
A	/
(China Interbank Bond Market)	
(ChinaClear)	A (China Securities Depository and Clearing Corporation Limited)
(CIBM) () (CIBM Funds)	(Asian Tiger Bond Fund), (China Bond Fund), (Dynamic High Income Fund), (Fixed Income Global Opportunities Fund), (Global Allocation Fund), (Global Corporate Bond Fund), (Global Government Bond Fund), (Global Multi-Asset Income Fund).
CIS	(Collective Investment Scheme)
(SAFE)	(State Administration of Foreign Exchange of the PRC)
(CSRC)	(China Securities Regulatory Commission)
	40% ,
ESG	가 3가 “ , , ” “ ” () , “ ” ESG ESG
ESG	“ESG ” ‘ESG(, ,)’ “ESG”가 ‘ESG’
ESG (ESG Fund)	ESG
ESG (ESG Provider)	ESG , , 가 / (3 , ESG , Blackrock)

	2
가	가 가
(Foreign Access Regime)	가
	가
(Global Industry Classification Standard)	MSCI Standard & Poor's가
	가 가
	가
HKEX	Hong Kong Exchanges and Clearing Limited
(HKSCC)	(Hong Kong Securities Clearing Company Limited)
(SEHK)	(Stock Exchange of Hong Kong)
(SFC)	(Securities and Furtures Commission in Hong Kong)
가 (SFDR Regulation)	가 2019 11 27 (EU) 2019/2088 (,)
가 (Internal Credit Quality Assessment Procedure)	MMF 가 가
(International Capital Markets Association Green Bond principles)	(International Capital Markets Association) 가 가 가
MMF	MMF “VNAV MMF” MMF 가
MMF	(“MMF”) 2017 6 14 (EU) 2017/1131
(Stock Connects)	- (Shanghai-Hong Kong Stock Connect) - (Shenzehen-Hong Kong Stock Connect). (Stock Connects)
() (Stock Connects Funds)	(Asian Dragon Fund), (Asian Growth Leaders Fund), (China Fund), (Dynamic High Income Fund), (Emerging Markets Fund), (Future Of Transport Fund), (Global Allocation Fund), (Global Multi-Asset Income Fund), (Global Long-Horizon Equity Fund), (Nutrition Fund), 가 (Sustainable Energy Fund), 가 (Sustainable Global Dynamic Equity Fund), (Systematic Global Equity High Income Fund), 가 (Systematic Sustainable Global SmallCap Fund), (World Energy Fund), (World Financials Fund), (World Gold Fund), (World Healthscience Fund), (World Mining Fund) (World Technology Fund).
Caisse des Consignations	
CSSF	Commission de Surveillance du Secteur Financier in Luxembourg
(Paris Climate Agreement)	2°C 1.5°C 2015 12 12 2016 10 5 UN
가 (PAIs)	가 , , , , 가
(PBOC)	
QFII	
RMB	

QFI	((" ") ("RQFII"))
QFI () (QFI Access Funds)	(Asian Dragon Fund), (Asian Growth Leaders Fund), (Asian Tiger Bond Fund), (China Bond Fund), (China Fund).
QFI	HSBC Bank (China) Company Limited 가 A / QFI
QFI 가	QFI CSRC가
QFI 가	QFI 가
가	, 가
(Taxonomy Regulation)	(EU) 2019/2088 가 2020 6 18 (EU) 2020/852
UCITS	Undertakings for Collective Investment in Transferable Securities ' 가
UCITS (UCITS Directive)	(UCITS) , 2009 7 13 2009/65/EC
UN 가 (UN Sustainable Development Goals (UN SDG))	UN SDG , , UN UN (https:// sdgs.un.org/goals)

[2]

(1) (:)

		2024. 8. 31	2023. 8. 31	2022. 8. 31
	가	642,702,769	760,535,607	904,217,049
	가	721,025,640	749,119,444	866,092,079
		-	-	-
		743,093,156	787,065,647	870,964,089
		11,019,051	3,468,932	5,764,512
		732,074,105	783,596,715	865,199,577
		783,596,715	865,199,577	1,176,221,240
		16,688,826	19,755,473	17,429,372
		9,542,749	12,440,032	15,048,213
	()	7,146,077	7,315,441	2,381,159
		(63,215,190)	(31,328,049)	2,477,085
		91,747,252	28,371,104	(251,500,176)
		35,678,139	4,358,496	(246,641,932)
		202,477,031	178,882,030	217,502,621
		(288,478,947)	(264,611,724)	(281,689,013)
		732,074,105	783,596,715	865,199,577

(2) (:)

		2024. 8. 31	2023. 8. 31	2022. 8. 31
	가	437,892,718	610,544,804	952,253,379
	가	464,585,267	582,019,020	839,949,329
		-	-	-
		480,691,274	599,315,268	842,763,480
		5,432,658	8,826,179	3,915,901
		475,258,616	590,489,089	838,847,579
		590,489,089	838,847,579	1,435,246,176
		9,708,124	13,402,831	20,600,889
		6,891,736	9,527,242	15,015,236
	()	2,816,388	3,875,589	5,585,653
		(22,298,307)	(96,938,656)	(159,646,586)
		56,588,666	85,305,845	(190,874,939)
		37,106,747	(7,757,222)	(344,935,872)
		51,626,914	103,158,350	149,278,605
		(203,936,974)	(343,491,831)	(400,499,284)
		475,258,616	590,489,089	838,847,579

(3) (:)

		2024. 8. 31	2023. 8. 31	2022. 8. 31
	가	2,139,474,624	2,970,725,271	4,072,240,298
	가	2,074,461,544	2,671,138,228	3,477,160,891
		7,285	22,051	-
		2,234,957,516	2,850,938,692	3,570,362,897
		58,622,756	56,928,315	43,374,830
		2,176,334,760	2,794,010,377	3,526,988,067
		2,794,010,377	3,526,988,067	5,509,491,295
		143,975,795	169,187,617	187,775,765
		26,157,592	35,621,779	49,911,217
	()	117,818,203	133,565,838	137,864,548
		(98,412,923)	(466,298,104)	(765,777,800)
		239,219,015	313,420,176	(565,667,423)
		258,624,295	(19,312,090)	(1,193,580,675)
		376,755,556	584,491,741	1,506,097,041
		(1,171,631,479)	(1,206,531,471)	(2,165,974,855)
		2,176,334,760	2,794,010,377	3,526,988,067

(4) (:)

		2024. 8. 31	2023. 8. 31	2022. 8. 31
	가	18,388,652,204	25,969,993,003	39,701,382,033
	가	17,653,481,639	24,978,271,509	37,340,824,841
		183,527	524,799	-
		18,842,209,777	26,618,508,720	39,332,474,499
		436,231,389	365,050,860	607,074,720
		18,405,978,388	26,253,457,860	38,725,399,779
		26,253,457,860	38,725,399,779	60,649,931,844
		987,981,782	1,510,881,408	2,252,155,834
		224,439,767	314,689,086	446,344,250
	()	763,542,015	1,196,192,322	1,805,811,584
		(82,507,144)	(1,863,948,428)	(3,715,303,378)
		531,112,854	1,496,614,183	(2,089,542,180)
		1,212,147,725	828,858,077	(3,999,033,974)
		888,250,235	2,701,753,222	10,780,154,659
		(9,305,370,712)	(15,117,424,235)	(27,481,783,607)
		18,405,978,388	26,253,457,860	38,725,399,779

(5) (:)

		2024. 8. 31	2023. 8. 31	2022. 8. 31
	가	783,895,102	1,070,958,326	1,285,630,529
	가	799,707,541	1,006,282,980	1,171,434,793
		4,906	5,336	-
		848,119,311	1,043,994,368	1,188,052,490
		3,124,773	23,661,666	34,407,143
		844,994,538	1,020,332,702	1,153,645,347
		1,020,332,702	1,153,645,347	1,615,607,258
		24,144,447	21,474,793	20,858,649
		14,973,966	17,531,284	22,493,547
	()	9,170,481	3,943,509	(1,634,898)
		(103,484,663)	(253,584,210)	(371,932,744)
		84,283,199	61,732,079	(214,979,818)
		(10,030,983)	(187,908,622)	(588,547,460)
		235,376,222	472,830,004	657,681,667
		(400,520,349)	(418,187,058)	(531,095,400)
		844,994,538	1,020,332,702	1,153,645,347

(6) (:)

		2024. 8. 31	2023. 8. 31	2022. 8. 31
	가	2,677,342,735	2,858,877,904	3,350,062,693
	가	2,769,754,902	2,722,051,041	3,056,195,659
		208,143	230,492	172,854
		2,998,997,687	2,912,835,836	3,181,084,392
		163,478,668	81,081,477	61,897,695
		2,835,519,019	2,831,754,359	3,119,186,697
		2,831,754,359	3,119,186,697	3,578,551,682
		198,927,934	194,952,772	197,225,645
		47,450,207	50,283,001	60,170,014
	()	151,477,727	144,669,771	137,055,631
		(17,231,564)	(190,239,597)	(381,552,164)
		255,066,559	175,414,952	(483,748,113)
		389,312,722	129,845,126	(728,244,646)
		881,014,395	582,132,381	1,349,626,510
		(1,077,505,828)	(797,541,156)	(874,188,567)
		2,835,519,019	2,831,754,359	3,119,186,697

(7) (:)

		2024. 8. 31*	2023. 8. 31**	2022. 8. 31
	가	282,220,322	559,462,949	572,857,363
	가	4,756	232,276,959	158,773,944
		613,843	653,592	558,885
		3,712,655	298,739,871	164,130,078
		74,702	32,906,834	2,916,471
		3,637,953	265,833,037	161,213,607
		265,833,037	161,213,607	758,920,271
		8,847,077	8,514,671	15,627,505
		803,301	819,709	7,066,718
	()	8,043,776	7,694,962	8,560,787
		(307,774,368)	12,718,533	22,334,223
		37,535,515	84,205,935	(542,941,928)
		(262,195,077)	104,619,430	(512,046,918)
		-	-	165,554,478
		(7)	-	(251,214,224)
		3,637,953	265,833,037	161,213,607

* 가 2024 8 31

. 2024 3 18

가
가

. 2024 5 13

II 가

가

II

** 2022 3 1

가

가

가 2023 8 31

(8) Ex- (:)

		2024. 8. 31*	2023. 8. 31	2022. 8. 31
	가	245,292,120	-	-
	가	254,475,058	-	-
		22,748	-	-
		292,251,556	-	-
		1,403,478	-	-
		290,848,078	-	-
		-	-	-
		3,309,325	-	-
		1,230,621	-	-
	()	2,078,704	-	-
		4,693,867	-	-
		12,904,188	-	-
		19,676,759	-	-
		396,837,953	-	-
		(125,660,849)	-	-
		290,848,078	-	-

* 2024 6 17

II

Ex-

(9) (:)

		2024. 8. 31	2023. 8. 31	2022. 8. 31
	가	2,345,041,014	2,477,955,952	2,708,312,060
	가	2,323,127,318	2,280,745,096	2,245,519,891
		133,094	274,975	55,818
		2,467,653,717	2,548,778,549	2,268,536,293
		14,438,423	45,314,479	22,017,765
		2,453,215,294	2,503,464,070	2,246,518,528
		2,503,464,070	2,246,518,528	3,077,007,312
		63,825,647	57,593,188	65,755,753
		24,235,576	24,450,915	27,707,195
	()	39,590,071	33,142,273	38,048,558
		(99,232,523)	(207,409,267)	(337,441,802)
		175,434,246	263,956,636	(715,888,994)
		115,791,794	89,689,642	(1,015,282,238)
		437,503,572	904,438,826	1,674,918,425
		(600,914,253)	(734,149,154)	(1,488,556,245)
		2,453,215,294	2,503,464,070	2,246,518,528

(10) (:)

		2024. 8. 31	2023. 8. 31	2022. 8. 31
	가	1,008,112,022	998,703,331	1,137,781,052
	가	1,398,744,033	1,255,388,580	1,299,031,162
		2,258,222	2,110,074	1,516,084
		1,409,935,484	1,282,636,042	1,304,547,299
		3,468,113	3,396,034	3,231,638
		1,406,467,371	1,279,240,008	1,301,315,661
		1,279,240,008	1,301,315,661	1,888,937,995
		26,709,748	25,773,489	33,123,302
		20,119,462	19,151,067	25,177,330
	()	6,590,286	6,622,422	7,945,972
		38,298,112	81,881,265	118,819,624
		133,036,581	94,918,842	(459,081,321)
		177,924,979	183,422,529	(332,315,725)
		421,320,446	343,882,939	587,853,145
		(471,640,739)	(548,952,191)	(842,966,029)
		1,406,467,371	1,279,240,008	1,301,315,661

(11) (:)

		2024. 8. 31	2023. 8. 31	2022. 8. 31
	가	1,245,237,292	1,406,912,778	1,650,392,113
	가	1,517,591,599	1,550,615,095	1,769,857,247
		10,471,631	10,060,008	6,608,910
		1,540,502,929	1,586,755,274	1,810,933,247
		18,738,522	21,273,903	22,897,775
		1,521,764,407	1,565,481,371	1,788,035,472
		1,565,481,371	1,788,035,472	2,149,181,806
		56,018,776	69,322,970	79,568,375
		25,011,284	27,052,246	32,547,822
	()	31,007,492	42,270,724	47,020,553
		85,245,292	60,446,371	87,390,128
		124,203,382	20,272,659	(227,949,499)
		240,456,166	122,989,754	(93,538,818)
		217,854,569	255,583,057	479,681,353
		(463,605,134)	(553,619,599)	(692,016,311)
		1,521,764,407	1,565,481,371	1,788,035,472

(12) (:)

		2024. 8. 31	2023. 8. 31	2022. 8. 31
	가	1,074,296,038	1,022,018,699	1,091,835,501
	가	1,429,095,159	1,282,226,128	1,216,219,588
		2,915,650	3,065,930	1,552,392
		1,473,965,757	1,339,832,759	1,225,155,206
		4,699,505	2,403,271	4,253,065
		1,469,266,252	1,337,429,488	1,220,902,141
		1,337,429,488	1,220,902,141	1,866,977,485
		21,710,831	23,850,318	19,849,443
		16,318,674	14,856,630	20,091,194
	()	5,392,157	8,993,688	(241,751)
		80,512,381	40,133,407	87,227,174
		93,130,191	134,767,162	(466,233,394)
		179,034,729	183,894,257	(379,247,971)
		447,807,891	432,944,863	537,983,787
		(494,998,566)	(500,294,949)	(804,808,910)
		1,469,266,252	1,337,429,488	1,220,902,141

(13) (:)

		2024. 8. 31	2023. 8. 31	2022. 8. 31
	가	895,023,284	947,740,381	1,030,621,358
	가	1,221,476,790	1,188,830,967	1,121,979,789
		2,875,739	2,982,743	1,582,265
		1,258,682,906	1,248,858,543	1,130,188,070
		4,589,258	9,884,488	3,171,358
		1,254,093,648	1,238,974,055	1,127,016,712
		1,238,974,055	1,127,016,712	1,667,223,264
		19,305,010	22,833,495	17,385,086
		18,164,545	17,860,817	21,682,285
	()	1,140,465	4,972,678	(4,297,199)
		63,317,952	8,299,137	73,780,451
		82,062,801	148,290,947	(430,555,355)
		146,521,218	161,562,762	(361,072,103)
		205,814,842	237,604,653	439,698,073
		(337,216,418)	(287,206,983)	(618,832,497)
		1,254,093,648	1,238,974,055	1,127,016,712

(14) (:)

		2024. 8. 31	2023. 8. 31	2022. 8. 31
	가	637,790,395	602,176,671	739,008,608
	가	788,741,221	700,996,904	766,848,162
		4,477,114	4,580,776	3,099,438
		810,624,927	728,912,480	786,387,969
		9,267,989	4,336,324	12,922,362
		801,356,938	724,576,156	773,465,607
		724,576,156	773,465,607	959,233,726
		26,030,931	27,071,329	32,619,200
		9,759,983	10,363,666	11,701,467
	()	16,270,948	16,707,663	20,917,733
		52,715,041	29,610,262	62,536,458
		51,007,711	70,382,076	(126,310,257)
		119,993,700	116,700,001	(42,856,066)
		292,631,425	273,552,544	445,094,861
		(335,598,003)	(438,917,785)	(587,744,275)
		801,356,938	724,576,156	773,465,607

(15) (:)

		2024. 8. 31	2023. 8. 31	2022. 8. 31
	가	6,050,396,032	7,165,826,553	8,498,348,233
	가	6,000,030,628	6,678,037,988	7,639,612,932
		22,186,618	526,678	11,028
		8,976,622,573	9,760,850,139	12,495,370,122
		2,403,118,480	2,536,415,226	3,498,279,616
		6,573,504,093	7,224,434,913	8,997,090,506
		7,224,434,913	8,997,090,506	10,990,274,596
		781,127,680	636,236,560	330,386,270
		535,347,495	355,234,394	120,468,498
	()	245,780,185	281,002,166	209,917,772
		(191,590,125)	(469,529,403)	(358,459,781)
		515,410,007	305,090,244	(1,141,892,125)
		569,600,067	116,563,007	(1,290,434,134)
		1,456,798,000	781,310,305	1,997,532,850
		(2,621,474,858)	(2,622,225,777)	(2,665,511,192)
		6,573,504,093	7,224,434,913	8,997,090,506

(16) (:)

		2024. 8. 31	2023. 8. 31	2022. 8. 31
	가	921,997,204	1,737,191,722	1,734,160,776
	가	928,133,571	1,759,070,206	1,611,748,583
		4,133	7,304	7,029
		983,527,751	1,840,569,643	1,617,074,190
		3,846,476	12,448,924	13,847,852
		979,681,275	1,828,120,719	1,603,226,338
		1,828,120,719	1,603,226,338	1,753,241,623
		17,466,813	24,646,694	16,936,144
		22,985,541	29,374,704	32,900,152
	()	(5,518,728)	(4,728,010)	(15,964,008)
		(136,268,845)	(25,086,416)	(101,576,705)
		(9,233,860)	148,535,461	(438,749,456)
		(151,021,433)	118,721,035	(556,290,169)
		126,629,659	779,163,734	1,154,847,465
		(823,953,110)	(672,952,217)	(748,572,571)
		979,681,275	1,828,120,719	1,603,226,338

(17) (:)

		2024. 8. 31	2023. 8. 31	2022. 8. 31
	가	12,420,844,446	13,458,543,875	14,891,951,988
	가	14,135,643,881	14,329,547,090	15,054,656,773
		1,818,939	1,250,122	585,802
		15,508,983,062	14,645,725,587	15,731,071,322
		258,163,405	190,448,691	634,259,604
		15,250,819,657	14,455,276,896	15,096,811,718
		14,455,276,896	15,096,811,718	18,768,461,196
		488,348,462	453,043,563	311,235,073
		290,697,994	255,612,363	280,205,573
	()	197,650,468	197,431,200	31,029,500
		836,406,148	(187,744,571)	54,460,589
		1,041,929,839	842,096,638	(3,488,064,341)
		2,075,986,455	851,783,267	(3,402,574,252)
		1,944,139,111	1,844,669,591	3,249,295,034
		(3,193,584,768)	(3,309,238,264)	(3,508,196,590)
		15,250,819,657	14,455,276,896	15,096,811,718

(18) (:)

		2024. 8. 31	2023. 8. 31	2022. 8. 31
	가	1,630,603,465	887,303,980	825,387,375
	가	1,677,043,154	852,889,204	704,113,449
		-	-	-
		1,816,832,687	886,601,051	819,346,039
		46,179,173	7,794,191	17,486,585
		1,770,653,514	878,806,860	801,859,454
		878,806,860	801,859,454	1,425,677,563
		52,000,543	40,585,156	27,940,194
		9,896,079	8,989,361	8,746,375
	()	42,104,464	31,595,795	19,193,819
		(4,275,031)	(91,553,715)	(89,615,832)
		95,520,411	90,554,118	(179,855,295)
		133,349,844	30,596,198	(250,277,308)
		1,144,470,571	516,927,402	256,674,033
		(374,084,288)	(462,211,353)	(623,482,620)
		1,770,653,514	878,806,860	801,859,454

(19) (:)

		2024. 8. 31	2023. 8. 31	2022. 8. 31
	가	1,013,628,201	1,058,230,841	867,146,359
	가	996,104,145	981,438,621	763,913,650
		16,725	86,224	57,474
		1,053,267,722	1,083,935,828	853,633,705
		63,240,895	64,491,409	8,352,120
		990,026,827	1,019,444,419	845,281,585
		1,019,444,419	845,281,585	779,645,367
		38,043,491	30,751,067	12,118,711
		10,298,926	9,392,834	5,621,875
	()	27,744,565	21,358,233	6,496,836
		(5,917,625)	(51,852,647)	(88,450,565)
		51,158,339	28,838,124	(130,919,560)
		72,985,279	(1,656,290)	(212,873,289)
		674,395,080	690,961,795	736,988,486
		(776,158,473)	(514,443,748)	(458,406,837)
		990,026,827	1,019,444,419	845,281,585

(20) (:)

		2024. 8. 31	2023. 8. 31	2022. 8. 31
	가	1,816,136,225	1,749,342,936	1,918,388,648
	가	1,804,952,998	1,605,015,671	1,618,334,807
		6,879	2,862	21,803
		1,885,860,305	1,678,365,728	1,729,933,202
		19,651,681	14,455,142	35,414,971
		1,866,208,624	1,663,910,586	1,694,518,231
		1,663,910,586	1,694,518,231	2,572,901,253
		119,302,146	106,085,716	116,917,162
		17,469,427	17,484,860	23,611,535
	()	101,832,719	88,600,856	93,305,627
		(19,749,041)	(144,207,827)	(201,093,977)
		126,323,691	171,241,026	(342,634,605)
		208,407,369	115,634,055	(450,422,955)
		831,722,349	492,324,356	1,171,661,901
		(798,769,570)	(604,374,050)	(1,556,278,001)
		1,866,208,624	1,663,910,586	1,694,518,231

(21) (:)

		2024. 8. 31	2023. 8. 31	2022. 8. 31
	가	1,142,666,715	1,230,592,650	1,061,961,140
	가	1,410,234,078	1,359,108,496	1,061,877,345
		59,894	-	-
		1,420,559,983	1,388,125,294	1,066,730,123
		6,146,127	3,057,442	3,457,542
		1,414,413,856	1,385,067,852	1,063,272,581
		1,385,067,852	1,063,272,581	1,092,916,141
		14,031,430	11,785,382	9,093,725
		22,353,557	20,081,501	19,943,693
	()	(8,322,127)	(8,296,119)	(10,849,968)
		71,979,915	(7,573,890)	(51,625,466)
		139,051,706	128,627,897	(206,391,806)
		202,709,494	112,757,888	(268,867,240)
		214,786,534	424,457,382	723,168,696
		(388,150,024)	(215,419,999)	(483,945,016)
		1,414,413,856	1,385,067,852	1,063,272,581

(22) (:)

		2024. 8. 31	2023. 8. 31	2022. 8. 31
	가	4,220,783,410	4,899,247,758	5,749,075,596
	가	4,342,778,513	4,682,129,698	5,244,065,417
		1,677,836	1,667,643	1,389,697
		4,700,604,399	4,931,379,749	5,511,159,949
		146,228,485	90,503,372	75,203,456
		4,554,375,914	4,840,876,377	5,435,956,493
		4,840,876,377	5,435,956,493	7,295,326,620
		291,992,250	298,978,190	309,694,475
		73,697,103	82,936,309	104,765,551
	()	218,295,147	216,041,881	204,928,924
		(29,926,925)	(326,168,835)	(400,849,710)
		357,564,452	294,722,264	(885,917,743)
		545,932,674	184,595,310	(1,081,838,529)
		428,564,968	494,016,381	2,181,384,614
		(1,030,729,271)	(1,031,825,111)	(2,703,244,917)
		4,554,375,914	4,840,876,377	5,435,956,493

(23) (:)

		2024. 8. 31	2023. 8. 31	2022. 8. 31
	가	510,957,474	415,466,992	416,334,710
	가	625,322,630	464,107,082	437,980,959
		-	134,218	-
		641,341,160	482,265,309	455,223,328
		25,217,889	12,511,716	4,097,736
		616,123,271	469,753,593	451,125,592
		469,753,593	451,125,592	433,709,278
		4,847,448	3,946,734	3,240,492
		8,364,912	6,740,460	8,180,818
	()	(3,517,464)	(2,793,726)	(4,940,326)
		57,680,693	(6,480,283)	85,492,069
		65,841,440	26,923,705	(127,380,405)
		120,004,669	17,649,696	(46,828,662)
		212,762,995	150,335,159	510,335,588
		(186,397,986)	(149,356,854)	(446,090,612)
		616,123,271	469,753,593	451,125,592

(24) (:)

		2024. 8. 31	2023. 8. 31	2022. 8. 31
	가	98,088,065,445	29,634,896,554	27,210,614,544
	가	104,992,522,400	34,445,533,820	28,010,984,690
		108,892	-	-
		106,879,043,083	35,193,183,653	29,260,896,173
		343,823,163	163,041,488	171,321,096
		106,535,219,920	35,030,142,165	29,089,575,077
		35,030,142,165	29,089,575,077	20,433,042,222
		1,103,182,805	588,535,837	626,027,725
		886,492,664	450,973,980	574,270,327
	()	216,690,141	137,561,857	51,757,398
		9,155,721,330	3,016,796,663	(673,715,423)
		2,075,774,255	4,070,960,639	(1,162,588,218)
		11,448,185,726	7,225,319,159	(1,784,546,243)
		126,571,723,748	33,207,820,984	43,382,935,456
		(66,512,819,771)	(34,491,034,714)	(32,939,434,255)
		106,535,219,920	35,030,142,165	29,089,575,077

(25)

(:)

		2024. 8. 31	2023. 8. 31	2022. 8. 31
	가	23,829,045,400	18,184,722,145	18,588,196,454
	가	26,175,142,100	20,904,661,470	19,550,725,552
		464,764	7,336	-
		27,194,148,193	21,749,724,246	20,386,834,079
		610,347,026	294,636,108	151,728,917
		26,583,801,167	21,455,088,138	20,235,105,162
		21,455,088,138	20,235,105,162	24,894,954,371
		529,089,811	408,878,441	374,370,129
		448,860,871	333,417,626	365,204,344
	()	80,228,940	75,460,815	9,165,785
		4,586,348,897	473,727,600	(478,837,939)
		(406,197,777)	1,755,718,547	(987,515,353)
		4,260,380,060	2,304,906,962	(1,457,187,507)
		22,305,867,292	6,202,800,959	9,339,693,347
		(21,437,080,940)	(7,287,480,296)	(12,542,112,813)
		26,583,801,167	21,455,088,138	20,235,105,162

(26)

(:)

		2024. 8. 31	2023. 8. 31	2022. 8. 31
	가	694,271,694	851,366,525	829,153,394
	가	624,862,005	922,838,190	814,955,036
		14	-	-
		642,933,556	941,752,727	838,821,271
		2,281,424	5,128,402	3,588,102
		640,652,132	936,624,325	835,233,169
		936,624,325	835,233,169	882,654,961
		36,950,433	53,404,794	72,838,127
		14,927,212	16,684,153	16,750,119
	()	22,023,221	36,720,641	56,088,008
		71,630,680	55,100,124	(58,472,807)
		(140,640,520)	85,591,636	(114,507,189)
		(46,986,619)	177,412,401	(116,891,988)
		172,369,725	293,257,830	537,540,419
		(421,215,279)	(369,073,522)	(467,845,089)
		640,652,132	936,624,325	835,233,169

(27) (:)

		2024. 8. 31	2023. 8. 31	2022. 8. 31
	가	154,542,357	285,288,072	386,463,675
	가	163,938,599	260,384,974	347,738,467
		390,868	309,095	186,008
		170,540,109	271,541,810	349,883,058
		583,299	1,225,307	1,525,574
		169,956,810	270,316,503	348,357,484
		270,316,503	348,357,484	348,777,115
		3,599,046	4,535,624	3,291,880
		3,302,925	4,606,695	5,407,593
	()	296,121	(71,071)	(2,115,713)
		(43,451,227)	(33,754,539)	(33,766,727)
		34,669,536	14,315,113	(58,047,423)
		(8,485,570)	(19,510,497)	(93,929,863)
		19,845,889	59,936,611	202,861,408
		(111,714,268)	(118,462,216)	(109,351,167)
		169,956,810	270,316,503	348,357,484

(28) 가 (:)

		2024. 8. 31	2023. 8. 31	2022. 8. 31
	가	4,704,926,442	6,450,184,238	6,633,205,721
	가	5,175,769,602	6,867,476,737	6,463,965,876
		3,551,049	3,567,998	1,904,605
		5,298,226,262	7,027,974,243	6,482,758,049
		17,802,129	88,116,333	32,260,433
		5,280,424,133	6,939,857,910	6,450,497,616
		6,939,857,910	6,450,497,616	7,330,579,788
		76,805,812	108,210,088	91,422,611
		107,975,377	125,128,969	129,186,196
	()	(31,169,565)	(16,918,881)	(37,763,585)
		96,786,850	201,510,691	313,312,677
		58,698,502	589,290,497	(1,969,608,615)
		124,315,787	773,882,307	(1,694,059,523)
		762,983,727	1,416,439,233	3,766,196,912
		(2,546,116,289)	(1,699,489,184)	(2,952,010,447)
		5,280,424,133	6,939,857,910	6,450,497,616

(29) 가 (:)

		2024. 8. 31	2023. 8. 31	2022. 8. 31
	가	368,279,770	341,371,566	408,439,994
	가	438,886,750	372,915,883	410,396,802
		42,255	42,034	41,011
		451,199,090	412,985,778	459,930,380
		2,699,743	4,055,189	5,989,220
		448,499,347	408,930,589	453,941,160
		408,930,589	453,941,160	512,958,953
		6,418,956	7,558,698	8,011,734
		7,293,596	7,271,397	9,173,358
	()	(874,640)	287,301	(1,161,624)
		40,245,221	8,499,698	10,622,991
		39,499,499	31,723,288	(116,987,746)
		78,870,080	40,510,287	(107,526,379)
		78,258,797	109,644,409	232,990,379
		(117,516,033)	(195,094,808)	(184,437,003)
		448,499,347	408,930,589	453,941,160

(30) (:)

		2024. 8. 31	2023. 8. 31	2022. 8. 31
	가	5,202,566,699	4,649,015,058	4,405,605,912
	가	5,845,105,164	4,742,939,485	4,121,563,667
		8,049,415	5,604,228	3,477,787
		6,544,253,351	5,270,690,754	4,444,257,250
		177,120,913	261,980,827	74,634,150
		6,367,132,438	5,008,709,927	4,369,623,100
		5,008,709,927	4,369,623,100	3,257,105,292
		177,846,808	146,618,865	142,772,500
		86,268,435	71,079,313	68,069,002
	()	91,578,373	75,539,552	74,703,498
		399,481,932	(125,669,227)	(234,963,736)
		588,903,494	385,200,771	(508,656,837)
		1,079,963,799	335,071,096	(668,917,075)
		6,805,652,462	3,567,211,114	4,578,664,295
		(6,136,613,505)	(2,914,995,940)	(2,507,326,396)
		6,367,132,438	5,008,709,927	4,369,623,100

(31) 가 (:)

		2024. 8. 31	2023. 8. 31	2022. 8. 31
	가	258,908,981	244,004,070	245,048,233
	가	276,545,412	247,656,760	218,115,538
		185,381	120,101	102,808
		283,120,297	256,332,030	227,104,656
		1,150,885	1,047,266	5,057,633
		281,969,412	255,284,764	222,047,023
		255,284,764	222,047,023	281,072,765
		5,435,886	5,288,831	5,092,690
		4,676,937	4,350,359	4,536,130
	()	758,949	938,472	556,560
		21,782,558	(6,900,955)	(439,435)
		14,176,776	31,095,302	(48,028,819)
		36,718,283	25,132,819	(47,911,694)
		52,376,018	54,554,182	50,109,683
		(62,409,653)	(46,449,260)	(61,223,731)
		281,969,412	255,284,764	222,047,023

(32) (:)

		2024. 8. 31	2023. 8. 31	2022. 8. 31
	가	153,787,213	192,828,584	263,838,158
	가	189,423,123	211,589,797	269,966,973
		34,910	81,050	49,264
		192,059,649	214,212,902	271,730,243
		1,788,412	1,411,196	2,082,274
		190,271,237	212,801,706	269,647,969
		212,801,706	269,647,969	452,131,595
		5,707,634	6,324,511	9,040,130
		3,413,321	3,843,096	5,297,154
	()	2,294,313	2,481,415	3,742,976
		12,477,583	(1,340,668)	(11,816,908)
		16,810,672	12,673,420	(83,941,303)
		31,582,568	13,814,167	(92,015,235)
		24,527,886	21,244,001	110,532,175
		(78,183,575)	(91,469,599)	(200,458,808)
		190,271,237	212,801,706	269,647,969

(33) (:)

		2024. 8. 31	2023. 8. 31	2022. 8. 31
	가	724,243,089	849,412,510	783,519,091
	가	805,635,043	848,595,709	760,437,126
		161,370	153,841	313,322
		848,634,107	893,423,942	766,325,186
		3,590,112	3,654,019	6,728,832
		845,043,995	889,769,923	759,596,354
		889,769,923	759,596,354	960,620,592
		17,971,558	17,576,989	16,781,413
		11,865,380	12,278,026	14,400,350
	()	6,106,178	5,298,963	2,381,063
		39,299,404	28,307,129	54,368,279
		82,853,870	22,631,045	(114,151,383)
		128,259,452	56,237,137	(57,402,041)
		182,091,421	379,622,222	497,929,093
		(354,937,812)	(305,574,883)	(641,480,348)
		845,043,995	889,769,923	759,596,354

(34) (:)

		2024. 8. 31	2023. 8. 31	2022. 8. 31
	가	1,946,455,128	1,946,510,061	2,536,328,151
	가	1,953,683,124	1,815,084,542	2,247,331,308
		13,707	4,294	8,169
		2,061,370,043	1,915,417,559	2,404,600,980
		49,120,451	29,529,815	47,228,787
		2,012,249,592	1,885,887,744	2,357,372,193
		1,885,887,744	2,357,372,193	3,591,197,714
		131,825,987	134,413,277	161,075,208
		19,872,729	22,725,017	33,505,810
	()	111,953,258	111,688,260	127,569,398
		(31,995,587)	(162,461,559)	(83,260,514)
		141,257,931	165,382,612	(423,484,483)
		221,215,602	114,609,313	(379,175,599)
		847,872,957	631,111,452	1,600,740,913
		(883,077,134)	(1,151,559,738)	(2,370,074,609)
		2,012,249,592	1,885,887,744	2,357,372,193

(35)

(:)

		2024. 8. 31	2023. 8. 31	2022. 8. 31
	가	1,726,273,370	1,556,017,666	1,386,011,625
	가	2,281,118,080	1,855,646,860	1,543,502,636
		169,278	185,182	174,312
		2,336,971,728	1,886,798,105	1,560,417,161
		26,520,160	5,050,354	15,509,928
		2,310,451,568	1,881,747,751	1,544,907,233
		1,881,747,751	1,544,907,233	1,498,854,088
		19,659,952	14,313,492	12,365,760
		24,625,336	20,153,663	20,785,297
	()	(4,965,384)	(5,840,171)	(8,419,537)
		120,707,587	47,943,242	117,204,455
		258,403,213	142,922,562	(264,071,610)
		374,145,416	185,025,633	(155,286,692)
		921,793,338	785,407,099	795,379,658
		(867,234,937)	(633,592,214)	(594,039,821)
		2,310,451,568	1,881,747,751	1,544,907,233

(36)

(:)

		2024. 8. 31	2023. 8. 31	2022. 8. 31
	가	133,840,388	104,140,453	121,482,232
	가	120,357,278	86,721,451	107,436,141
		-	-	-
		153,325,002	106,127,646	180,071,590
		32,080,315	18,951,964	78,396,598
		121,244,687	87,175,682	101,674,992
		87,175,682	101,674,992	139,597,939
		3,970,900	3,370,084	4,541,023
		707,342	795,877	1,117,439
	()	3,263,558	2,574,207	3,423,584
		(643,865)	(2,818,320)	(4,438,674)
		4,387,316	(3,578,222)	(13,439,523)
		7,007,009	(3,822,335)	(14,454,613)
		52,308,260	15,509,628	54,016,857
		(24,886,134)	(25,885,814)	(77,052,385)
		121,244,687	87,175,682	101,674,992

(37) (:)

		2024. 8. 31	2023. 8. 31	2022. 8. 31
	가	280,727,635	279,864,162	276,467,088
	가	472,225,429	391,054,589	315,356,089
		6	-	-
		474,928,478	394,060,011	315,956,836
		2,237,555	1,996,301	4,992,182
		472,690,923	392,063,710	310,964,654
		392,063,710	310,964,654	602,871,140
		1,685,603	1,596,938	1,794,876
		7,407,672	5,265,281	7,466,696
	()	(5,722,069)	(3,668,343)	(5,671,820)
		39,984,821	(2,159,399)	33,706,621
		80,830,827	72,223,107	(202,989,893)
		115,093,579	66,395,365	(174,955,092)
		241,264,336	156,142,468	233,513,473
		(275,730,702)	(141,438,777)	(350,464,867)
		472,690,923	392,063,710	310,964,654

(38) (:)

		2024. 8. 31	2023. 8. 31	2022. 8. 31
	가	251,758,631	232,492,974	278,681,201
	가	274,473,505	232,422,842	264,055,239
		45,894	49,034	27,526
		286,973,259	244,291,990	266,246,167
		1,472,354	901,839	1,605,924
		285,500,905	243,390,151	264,640,243
		243,390,151	264,640,243	328,740,239
		4,713,415	4,676,394	4,559,549
		4,347,946	4,611,844	5,103,000
	()	365,469	64,550	(543,451)
		13,975,952	149,146	28,569,518
		22,793,419	14,586,860	(40,727,590)
		37,134,840	14,800,556	(12,701,523)
		118,408,304	116,969,346	151,628,463
		(113,432,390)	(153,019,994)	(203,026,936)
		285,500,905	243,390,151	264,640,243

(39) (:)

		2024. 8. 31	2023. 8. 31	2022. 8. 31
	가	1,886,882,413	2,431,965,322	2,485,620,221
	가	2,239,079,539	2,961,863,700	2,990,611,061
		11,939	209,990	429,184
		2,274,195,597	3,009,939,430	3,044,796,709
		21,886,692	19,855,359	30,223,101
		2,252,308,905	2,990,084,071	3,014,573,608
		2,990,084,071	3,014,573,608	2,108,830,946
		82,512,775	117,450,128	99,299,930
		50,051,944	59,498,330	55,564,512
	()	32,460,831	57,951,798	43,735,418
		224,150,111	257,396,393	597,068,781
		(173,121,531)	27,573,301	320,412,013
		83,489,411	342,921,492	961,216,212
		1,560,615,260	2,352,677,207	4,351,999,479
		(2,376,462,284)	(2,717,740,548)	(4,405,077,580)
		2,252,308,905	2,990,084,071	3,014,573,608

(40) (:)

		2024. 8. 31	2023. 8. 31	2022. 8. 31
	가	1,294,924,603	1,573,699,978	1,713,749,195
	가	1,542,843,647	1,693,474,646	1,417,350,030
		1,387,466	1,549,993	1,259,054
		1,593,336,688	1,804,731,781	1,427,720,598
		9,128,386	13,122,246	8,636,651
		1,584,208,302	1,791,609,535	1,419,083,947
		1,791,609,535	1,419,083,947	1,633,640,408
		43,735,132	54,183,811	41,295,272
		26,115,357	28,133,220	29,960,672
	()	17,619,775	26,050,591	11,334,600
		294,276,486	(128,701,404)	(43,705,908)
		128,179,998	416,872,844	(557,893,026)
		440,076,259	314,222,031	(590,264,334)
		527,644,402	917,261,477	1,704,314,251
		(1,174,315,507)	(858,467,546)	(1,328,422,641)
		1,584,208,302	1,791,609,535	1,419,083,947

(41) (:)

		2024. 8. 31	2023. 8. 31	2022. 8. 31
	가	3,413,032,401	4,030,628,674	4,158,732,593
	가	4,297,519,836	3,928,957,547	3,348,623,005
		-	9,051	-
		4,381,219,237	3,999,672,611	3,371,759,292
		50,645,395	18,415,901	20,711,938
		4,330,573,842	3,981,256,710	3,351,047,354
		3,981,256,710	3,351,047,354	5,287,967,838
		67,740,101	80,341,522	92,331,111
		76,940,645	79,587,556	94,486,175
	()	(9,200,544)	753,966	(2,155,064)
		57,798,374	119,802,763	78,666,225
		995,101,405	711,383,231	(1,627,381,885)
		1,043,699,235	831,939,960	(1,550,870,724)
		1,480,439,189	1,492,090,919	2,003,396,887
		(2,174,465,792)	(1,693,743,776)	(2,389,423,447)
		4,330,573,842	3,981,256,710	3,351,047,354

(42) (:)

		2024. 8. 31	2023. 8. 31	2022. 8. 31
	가	11,073,612,487	11,374,721,512	12,730,777,605
	가	15,161,050,712	13,609,304,978	13,870,121,515
		3,045,954	2,825,963	1,701,684
		15,238,463,958	13,683,065,011	13,925,649,339
		38,421,875	71,259,437	53,220,974
		15,200,042,083	13,611,805,574	13,872,428,365
		13,611,805,574	13,872,428,365	14,078,116,205
		171,329,978	178,604,152	171,529,883
		230,152,556	239,740,587	243,596,562
	()	(58,822,578)	(61,136,435)	(72,066,679)
		443,954,980	236,645,858	666,957,803
		1,894,484,505	1,072,541,746	(2,231,988,400)
		2,279,616,907	1,248,051,169	(1,637,097,276)
		3,684,789,574	3,598,057,269	5,976,178,922
		(4,375,453,415)	(5,106,265,684)	(4,544,511,900)
		15,200,042,083	13,611,805,574	13,872,428,365

(43) (:)

		2024. 8. 31	2023. 8. 31	2022. 8. 31
	가	3,795,412,924	4,281,902,678	4,630,901,340
	가	4,707,536,460	5,174,289,834	5,342,684,711
		21,852	21,302	19,643
		4,816,866,992	5,438,346,434	5,407,738,676
		22,167,842	28,664,838	38,008,159
		4,794,699,150	5,409,681,596	5,369,730,517
		5,409,681,596	5,369,730,517	7,065,270,881
		140,647,792	205,085,094	324,715,497
		96,957,514	112,340,684	130,015,288
	()	43,690,278	92,744,410	194,700,209
		78,590,558	371,164,453	687,928,809
		25,758,592	186,536,633	(1,715,275,735)
		148,039,428	650,445,496	(832,646,717)
		970,686,075	1,312,342,710	3,162,267,338
		(1,731,369,037)	(1,919,112,010)	(4,018,957,937)
		4,794,699,150	5,409,681,596	5,369,730,517

(44) (:)

		2024. 8. 31	2023. 8. 31	2022. 8. 31
	가	6,804,894,671	6,447,775,699	7,674,036,832
	가	12,130,738,830	9,791,226,280	8,841,577,304
		-	20,759	14,316
		12,171,134,048	9,826,984,297	8,907,763,055
		88,820,847	28,195,645	115,540,548
		12,082,313,201	9,798,788,652	8,792,222,507
		9,798,788,652	8,792,222,507	13,553,638,267
		51,654,117	47,570,093	41,302,482
		184,766,302	144,295,863	180,651,252
	()	(133,112,185)	(96,725,770)	(139,348,770)
		1,242,278,767	(738,514,135)	(427,521,183)
		1,995,287,704	2,179,859,890	(4,232,875,717)
		3,104,454,286	1,344,619,985	(4,799,745,670)
		3,933,318,555	2,628,393,957	4,859,523,899
		(4,749,133,909)	(2,965,786,635)	(4,821,031,686)
		12,082,313,201	9,798,788,652	8,792,222,507

[3] (2024 12 31)

(1)

	3	6	1	3	5	
A2 USD Class(%)	-5.75	-0.02	6.61	-4.01	0.39	3.32
MSCI AC Asia Ex Japan Index (USD)(%)	-7.59	2.02	11.96	-1.59	2.57	4.08
(%)	2.08	2.58	2.17	2.43	2.66	3.07

	2024	2023	2022	2021	2020	
A2 USD Class(%)	6.61	1.68	-18.41	-4.51	20.72	
MSCI AC Asia Ex Japan Index (USD)(%)	11.96	5.98	-19.67	-4.72	25.02	

(2)

	3	6	1	3	5	
A2 USD class(%)	-6.47	-0.34	8.64	-5.70	0.64	6.03
MSCI All Country Asia ex Japan in USD - NET(%)	-7.59	2.02	11.96	-1.59	2.57	4.88
(%)	2.11	2.71	2.29	2.41	2.70	2.32

	2024	2023	2022	2021	2020	
A2 USD class(%)	8.64	1.74	-24.12	-5.52	30.29	
MSCI All Country Asia ex Japan in USD - NET(%)	11.96	5.98	-19.67	-4.72	25.02	

(3)

	3	6	1	3	5	
A2 USD Class(%)	-1.73	2.72	6.44	-1.86	-1.38	4.99
JP Morgan Asia Credit Index(%)	-1.34	2.83	5.72	0.22	0.87	-
(%)*	0.46	0.48	0.48	0.79	0.94	0.79

	2024	2023	2022	2021	2020	
A2 USD Class(%)	6.44	5.79	-16.06	-7.41	6.58	
JP Morgan Asia Credit Index(%)	5.72	7.02	-11.02	-2.44	6.33	

(4)

	3	6	1	3	5	
A2 USD class(%)	-3.95	2.53	3.40	-3.41	0.90	2.91
(%)	0.17	0.21	0.20	0.31	0.53	0.39

	2024	2023	2022	2021	2020	
A2 USD class(%)	3.40	-1.05	-11.93	0.12	15.93	

* 가

(5)

	3	6	1	3	5	
A2 USD Class(%)	-7.39	8.60	15.69	-11.35	-2.78	3.14
MSCI China 10/40 Index(%)	-7.53	14.58	18.25	-6.17	-2.91	2.69
(%)	2.83	4.57	3.61	3.73	3.66	3.41

	2024	2023	2022	2021	2020	
A2 USD Class(%)	15.69	-12.14	-31.45	-14.97	46.61	
MSCI China 10/40 Index(%)	18.25	-10.97	-21.53	-20.14	30.75	

(6)

	3	6	1	3	5	
A2 USD class(%)	-0.62	4.17	9.35	0.29	2.87	3.58
(%)	1.30	1.11	0.94	1.42	1.71	1.55

	2024	2023	2022	2021	2020	
A2 USD class(%)	9.35	13.20	-18.51	10.01	3.79	

* 2018 2 6
* 가

(7)

	3	6	1	3	5	
A2 EUR Class(%)	-	-	-	-	-	-
MSCI Emerging Markets Europe 10/40 Index (EUR)(%)	0.71	-5.74	12.00	-21.45	-13.76	4.38
(%)+	-	-	-	-	-	-

	2024	2023	2022	2021	2020	
A2 EUR Class(%)	-	-	-58.97	22.90	-12.69	
MSCI Emerging Markets Europe 10/40 Index (EUR)(%)	12.00	25.44	-65.50	21.73	-19.14	

* 2022 3 1 가

(8) Ex-

	3	6	1	3	5	
A2 USD Class(%)	-7.99	-6.76	-	-	-	-8.56
Emerging Markets ex-China 10/40 Index	-8.86	-5.15	-	-	-	-5.04
(%)+	-	-	-	-	-	-

	2024	2023	2022	2021	2020	
A2 USD Class(%)	-4.68	-	-	-	-	
Emerging Markets ex-China 10/40 Index	-2.73	-	-	-	-	

* 2024 6 17

(9)

	3	6	1	3	5	
A2 USD Class(%)	-8.00	-4.99	-2.82	-8.80	-1.96	4.26
MSCI Emerging Markets Index(%)	-8.01	0.02	7.50	-1.92	1.70	5.15
(%)+	1.94	2.30	2.04	2.43	2.76	3.01

	2024	2023	2022	2021	2020	
A2 USD Class(%)	-2.82	8.48	-28.04	-3.06	23.19	
MSCI Emerging Markets Index(%)	7.50	9.83	-20.09	-2.54	18.31	

(10)

	3	6	1	3	5	
A2 EUR Class(%)	-0.27	0.96	13.25	1.71	7.79	5.96
MSCI EMU Index(%)*	-1.94	1.07	9.49	4.41	6.60	4.01
(%)+	1.71	2.29	1.98	2.51	2.90	2.68

	2024	2023	2022	2021	2020	
A2 EUR Class(%)	13.25	15.28	-19.39	27.23	8.69	
MSCI EMU Index(%)*	9.49	18.78	-12.47	22.16	-1.02	

* 2005 1 3 가 Dow Jones Euro Stoxx 50 MSCI EMU Index . ()

(11)

	3	6	1	3	5	
A2 EUR class(%)	-2.48	0.32	8.09	2.76	5.46	7.57
MSCI Europe Index(%)*	-2.72	-0.43	8.59	4.41	6.61	7.22
(%)	1.77	1.77	1.52	1.83	2.41	2.06

	2024	2023	2022	2021	2020	
A2 EUR class(%)	8.09	13.93	-11.88	20.05	0.14	
MSCI Europe Index(%)*	8.59	15.83	-9.49	25.13	-3.32	

* 2015 7 20 가 MSCI Europe NR EUR MSCI Europe Index . (/)

(12)

	3	6	1	3	5	
A2 EUR Class(%)	-3.15	-4.45	6.96	-1.78	8.01	6.97
MSCI Europe Index(%)	-2.72	-0.43	8.59	4.41	6.61	7.09
(%)+	2.03	2.35	1.93	2.45	2.82	2.55

	2024	2023	2022	2021	2020	
A2 EUR Class(%)	6.96	17.71	-24.73	28.95	20.28	
MSCI Europe Index(%)	8.59	15.83	-9.49	25.13	-3.32	

(13)

	3	6	1	3	5	
A2 EUR Class(%)	-4.02	-4.83	6.14	-2.75	4.92	8.70
MSCI Europe Index(%)*	-2.72	-0.43	8.59	4.41	6.61	7.10
(%)+	2.03	2.40	1.97	2.49	2.74	2.42

	2024	2023	2022	2021	2020	
A2 EUR Class(%)	6.14	16.98	-25.92	25.68	9.98	
MSCI Europe Index(%)*	8.59	15.83	-9.49	25.13	-3.32	

* 2014 2 14 가 S&P European Mid Small Cap Index MSCI Europe Index . (/)

(14)

	3	6	1	3	5	
A2 EUR Class(%)	-2.26	4.20	12.06	6.78	8.83	7.00
MSCI Europe Value Index (EUR)(%)	-1.31	3.80	11.18	8.33	6.17	5.60
(%)+	1.67	1.65	1.53	1.96	2.66	2.65

	2024	2023	2022	2021	2020	
A2 EUR Class(%)	12.06	13.95	-4.66	21.47	3.23	
MSCI Europe Value Index (EUR)(%)	11.18	15.60	-1.08	21.82	-12.91	

(15)

	3	6	1	3	5	
A2 USD Class(%)	-0.85	3.16	4.42	1.34	1.94	2.76
(%)	0.43	0.43	0.45	0.49	0.64	0.63

	2024	2023	2022	2021	2020	
A2 USD Class(%)	4.42	6.63	-6.51	0.00	5.74	

* 가 .

(16)

	3	6	1	3	5	
A2 USD class(%)	-7.55	-5.61	-12.61	-9.92	6.12	3.74
(%)	1.74	2.38	1.99	2.62	2.62	12.53

	2024	2023	2022	2021	2020	
A2 USD class(%)	-12.61	9.82	-23.83	20.38	52.93	

* 2018 9 4
* 가

(17)

	3	6	1	3	5	
A2 USD Class(%)	-1.75	2.03	8.82	0.81	5.45	6.44
36% S&P 500 Index, 24% FTSE World (ex.US) Index, 24% ICE BofA ML Cur 5-yr US Treasury Index, 16% FTSE Non-USD WGBI Index(%)*	-2.73	3.38	9.09	2.13	5.87	6.44
(%)	1.55	1.46	1.26	1.53	1.76	1.49

	2024	2023	2022	2021	2020	
A2 USD Class(%)	8.82	12.52	-16.33	6.27	19.72	
36% S&P 500 Index, 24% FTSE World (ex.US) Index, 24% ICE BofA ML Cur 5-yr US Treasury Index, 16% FTSE Non-USD WGBI Index(%)*	9.09	15.69	-15.59	10.13	13.34	

* 2015 7 20 가 BofAML US Treasuries 5+Y TR USD 24% + FTSE World Ex US TR USD 24% + Citi WGBI NonUSD USD 16% + S&P 500 TR 36% 36% S&P 500 Index, 24% FTSE World Index (Ex-US), 24% ICE BofA ML Cur 5-yr US Treasury Index, 16% FTSE Non-USD World Govt Bond Index . (/)

(18)

	3	6	1	3	5	
A2 USD class(%)	-1.75	2.64	3.34	-1.39	0.31	2.45
Barclays Global Aggregate Corporate Bond USD Hedged Index(%)	-1.54	3.39	3.69	-0.95	0.86	3.91
(%)	0.77	0.69	0.68	0.92	1.21	0.83

	2024	2023	2022	2021	2020	
A2 USD class(%)	3.34	9.07	-14.93	-2.04	8.10	
Barclays Global Aggregate Corporate Bond USD Hedged Index(%)	3.69	9.10	-14.11	-0.79	8.26	

(19)

	3	6	1	3	5	
A2 USD Class(%)	-1.20	2.46	1.51	-2.63	-0.82	4.23
FTSE World Government Bond USD Hedged Index(%)*	-1.09	2.97	2.38	-1.72	-0.32	5.17
(%)*	0.59	0.59	0.61	0.79	0.72	0.50

	2024	2023	2022	2021	2020	
A2 USD Class(%)	1.51	5.84	-14.06	-2.97	7.10	
FTSE World Government Bond USD Hedged Index(%)*	2.38	6.42	-12.86	-2.29	6.11	

* 2015 7 20 가 Citi WGBI Hdg USD FTSE World Government Bond USD Hedged Index . (/)

(20)

	3	6	1	3	5	
A2 USD Class(%)	0.42	4.79	8.19	1.79	2.90	4.70
ICE BofA Merrill Lynch Global High Yield Constrained USD Hedged Index(%)*	0.53	5.52	9.24	3.03	3.71	6.42
(%)	0.37	0.34	0.34	0.89	1.39	1.21

	2024	2023	2022	2021	2020	
A2 USD Class(%)	8.19	11.89	-12.87	2.22	6.98	
ICE BofA Merrill Lynch Global High Yield Constrained USD Hedged Index(%)*	9.24	12.97	-11.38	3.04	6.48	

* 2015 7 20 가 BofAML Gbl HY Constnd TR HUSD ICE BofAML Global High Yield Constrained (HW0C)
100% USD Hedged Index . (/)

(21)

	3	6	1	3	5	
A2 USD Class(%)	-1.55	2.99	11.45	0.81	8.26	8.30
MSCI ACWI(%)*	-0.99	5.56	17.49	5.44	10.06	8.20
(%)+	2.35	1.96	1.65	2.36	2.59	2.51

	2024	2023	2022	2021	2020	
A2 USD Class(%)	11.45	13.30	-18.88	19.62	21.35	
MSCI ACWI(%)*	17.49	22.20	-18.36	18.54	16.25	

* 2015 7 20 가 MSCI ACWI NR USD MSCI ACWI . (/)

(22)

	3	6	1	3	5	
A2 USD class(%)	-1.76	3.11	6.22	0.44	2.51	3.95
(%)	0.97	0.81	0.74	1.06	1.22	0.90

	2024	2023	2022	2021	2020	
A2 USD class(%)	6.22	9.77	-13.11	5.81	5.58	

* 가 .

(23)

	3	6	1	3	5	
A2 USD Class(%)	-7.96	-6.08	7.58	2.34	8.04	6.19
MSCI India 10-40 Index in USD(%)*	-11.32	-4.86	11.22	7.45	13.13	7.75
(%)	2.15	1.96	1.79	1.92	2.79	3.12

	2024	2023	2022	2021	2020	
A2 USD Class(%)	7.58	17.00	-14.84	25.58	9.38	
MSCI India 10-40 Index in USD(%)*	11.22	20.92	-7.74	26.64	17.93	

* 2013 3 21 가 S&P IFC Emg Mkts Invest India MSCI India Gross TR - in UDS Index ,
2020 7 31 MSCI India TR Net 10/40 Index . (/)

(24)

	3	6	1	3	5	
A2 JPY Class(%)	7.54	-0.23	26.38	14.74	14.58	5.64
MSCI Japan Index (JPY)(%)	5.92	-0.43	20.74	14.02	12.84	6.48
(%)**	2.26	3.44	2.87	2.43	2.64	2.90

	2024	2023	2022	2021	2020	
A2 JPY Class(%)	26.38	29.99	-8.05	11.00	17.80	
MSCI Japan Index (JPY)(%)	20.74	28.56	-4.49	13.44	8.76	

(25)

	3	6	1	3	5	
A2 JPY Class(%)	5.02	4.41	21.96	8.77	8.26	5.81
S&P Japan Mid Small Cap Index(%)	2.82	1.56	14.35	11.66	8.65	3.58
(%)**	1.99	2.64	2.27	2.06	2.68	2.84

	2024	2023	2022	2021	2020	
A2 JPY Class(%)	21.96	17.76	-10.41	12.71	2.52	
S&P Japan Mid Small Cap Index(%)	14.35	21.99	-0.21	8.76	0.02	

(26)

	3	6	1	3	5	
A2 USD Class(%)	-19.64	-17.01	-34.02	-1.18	-7.72	4.88
MSCI EM Latin America 10/40 Index(%)	-15.87	-12.75	-26.66	2.34	-3.21	6.19
(%)+	1.91	2.79	2.62	3.63	4.26	4.14

	2024	2023	2022	2021	2020	
A2 USD Class(%)	-34.02	36.35	7.27	-15.55	-17.88	
MSCI EM Latin America 10/40 Index(%)	-26.66	34.05	9.04	-8.09	-13.80	

* 2022 6 가 MSCI Emerging Markets Latin America 10/40 Index MSCI EM Latin America 10/40 Index
 . (/)

(27)

	3	6	1	3	5	
A2 USD Class(%)	-7.95	-0.25	-4.55	-10.92	-2.40	1.32
(%)+	1.93	1.75	1.43	2.03	2.39	2.24

	2024	2023	2022	2021	2020	
A2 USD Class(%)	-4.55	-5.14	-21.92	4.75	19.59	

* 가 .

(28) 가

	3	6	1	3	5	
A2 USD Class(%)	-11.52	-5.34	-9.04	-5.73	7.84	1.35
(%)+	1.92	2.42	2.09	2.93	3.27	3.12

	2024	2023	2022	2021	2020	
A2 USD Class(%)	-9.04	12.76	-18.32	15.73	50.42	

* 가 .

(29) 가

	3	6	1	3	5	
A2 USD Class(%)	-0.68	2.02	15.49	2.76	9.17	6.86
MSCI All Countries World Index(%)	-0.99	5.56	17.41	6.56	11.13	8.40
(%)	2.23	2.23	1.84	2.26	2.63	2.30

	2024	2023	2022	2021	2020	
A2 USD Class(%)	15.49	17.04	-19.71	14.78	24.48	
MSCI All Countries World Index(%)	17.41	23.45	-16.52	21.72	15.08	

* 2024 2 23 가 60% S&P 500 Index, 40% FTSE World (ex.US) Index MSCI All Countries World Index . (/)

(30)

	3	6	1	3	5	
A2 USD Class(%)	-0.18	4.85	16.66	4.77	7.93	4.38
(%)	1.75	1.53	1.32	1.65	2.08	2.09

	2024	2023	2022	2021	2020	
A2 USD Class	16.66	15.76	-14.84	16.92	8.91	

* 가 .

(31) 가

	3	6	1	3	5	
A2 USD Class(%)	-3.33	5.94	7.25	1.87	7.00	9.64
MSCI ACWI Small Cap Index(%)*	-3.26	5.25	7.66	0.76	6.68	6.94
(%)*	2.33	2.22	1.88	2.47	3.12	2.62

	2024	2023	2022	2021	2020	
A2 USD Class(%)	7.25	17.38	-16.02	17.94	12.46	
MSCI ACWI Small Cap Index(%)*	7.66	16.84	-18.67	16.09	16.33	

* 2014 2 14 가 MSCI World Small Cap Index MSCI AC World Small Cap Index . (/)

(32)

	3	6	1	3	5	
A2 USD Class(%)	1.78	2.96	10.06	0.00	3.58	8.08
FTSE All-Share Index(%)	-0.35	1.90	9.47	5.83	4.81	8.85
(%)*	1.44	1.18	1.21	1.90	2.34	2.27

	2024	2023	2022	2021	2020	
A2 USD Class(%)	10.06	16.29	-21.86	14.27	4.32	
FTSE All-Share Index(%)	9.47	7.92	0.34	18.32	-9.82	

(33)

	3	6	1	3	5	
A2 USD Class(%)	-3.47	2.05	7.54	4.09	6.42	6.42
Russell 1000 Value Index(%)*	-1.98	7.26	14.37	5.63	8.68	8.51
(%)*	1.92	1.63	1.44	1.92	2.84	2.57

	2024	2023	2022	2021	2020	
A2 USD Class(%)	7.54	11.13	-5.62	19.70	1.10	
Russell 1000 Value Index(%)*	14.37	11.46	-7.54	25.16	2.80	

* 2006 1 1 가 S&P 500 Barra Value Index Russell 1000 Value Index (Total Return) . (/)

(34)

	3	6	1	3	5	
A2 USD Class(%)	-0.07	4.37	7.38	2.04	3.23	4.69
BBG US Corp High Yield 2% Issuer Capped Index(%)	0.17	5.47	8.19	2.92	4.20	6.88
(%)+	0.48	0.41	0.42	0.98	1.39	1.11

	2024	2023	2022	2021	2020	
A2 USD Class(%)	7.38	12.43	-11.99	4.27	5.81	
BBG US Corp High Yield 2% Issuer Capped Index(%)	8.19	13.44	-11.18	5.26	7.05	

(35)

	3	6	1	3	5	
A2 USD Class(%)	1.77	3.19	15.21	6.13	11.70	9.10
Russell 1000 Index(%)	2.75	9.00	24.51	8.41	14.28	11.16
(%)+	2.50	2.27	1.83	2.19	2.57	2.48

	2024	2023	2022	2021	2020	
A2 USD Class(%)	15.21	22.46	-15.28	24.03	17.28	
Russell 1000 Index(%)	24.51	26.53	-19.13	26.45	20.96	

(36)

	3	6	1	3	5	
A2 USD Class(%)	-3.50	0.87	0.49	-3.44	-1.47	4.30
Bloomberg US MBS Index (%)	-3.16	2.20	1.20	-2.13	-0.75	5.64
(%)+	0.86	0.84	0.88	1.07	0.89	0.59

	2024	2023	2022	2021	2020	
A2 USD Class(%)	0.49	3.20	-13.19	-1.82	5.07	
Bloomberg US MBS Index (%)	1.20	5.05	-11.81	-1.24	4.03	

(37)

	3	6	1	3	5	
A2RF USD Class(%)	6.75	6.75	30.14	5.70	13.81	6.38
Russell 1000 Growth Index(%)*	7.07	10.49	33.36	10.47	18.96	8.78
(%)+	2.62	2.83	2.41	3.07	3.21	2.72

	2024	2023	2022	2021	2020	
A2RF USD Class(%)	30.14	52.68	-40.57	17.65	37.42	
Russell 1000 Growth Index(%)*	33.36	42.68	-29.14	27.60	38.49	

* 2006 4 1 가 S&P 500 Citigroup Growth Index Russell 1000 Growth Index . (/)

(38)

	3	6	1	3	5	
A2 USD Class(%)	-3.11	4.06	7.14	4.10	8.20	10.12
Russell MidCap Value Index(%)	-1.75	8.16	13.07	2.53	9.30	7.98
(%)+	2.14	1.84	1.67	2.23	3.17	2.84

	2024	2023	2022	2021	2020	
A2 USD Class(%)	7.14	11.63	-5.68	25.77	4.51	
Russell MidCap Value Index(%)	13.07	12.71	-15.44	23.52	17.17	

(39)

	3	6	1	3	5	
A2 USD Class(%)	-0.85	-5.64	1.92	13.83	8.28	3.83
MSCI World Energy 10/40 Net Total Return Index(%)*	-1.86	-4.48	2.79	15.13	8.34	6.40
(%)+	2.65	2.57	2.38	3.36	4.52	3.81

	2024	2023	2022	2021	2020	
A2 USD Class(%)	1.92	3.68	39.58	41.21	-28.54	
MSCI World Energy 10/40 Net Total Return Index(%)*	2.79	4.37	42.24	39.29	-29.76	

* 2015 9 30 가 MSCI World Energy Net Total Return Index MSCI World Energy 10/40 Net Total Return
() / ()

(40)

	3	6	1	3	5	
A2RF USD Class(%)	8.54	17.52	30.94	10.51	11.19	7.01
MSCI ACWI Financials Index(%)*	2.66	13.61	24.32	9.00	9.15	5.86
(%)+	2.44	2.47	2.19	3.17	3.97	3.42

	2024	2023	2022	2021	2020	
A2RF USD Class(%)	30.94	27.86	-19.39	16.11	8.47	
MSCI ACWI Financials Index(%)*	24.32	15.54	-9.84	24.35	-3.78	

* 2014 2 14 가 MSCI World Financials Index MSCI World/Financials NR USD , 2015
7 20 MSCI ACWI Financials Index () / ()

(41)

	3	6	1	3	5	
A2RF USD Class(%)	-12.56	3.34	13.58	0.12	2.87	4.62
FTSE Gold Mines Index(%)	-16.81	0.85	6.62	-0.48	1.17	0.10
(%)+	4.06	4.45	4.32	4.53	4.88	4.84

	2024	2023	2022	2021	2020	
A2RF USD Class(%)	13.58	6.46	-17.00	-10.59	28.38	
FTSE Gold Mines Index(%)	6.62	9.36	-15.47	-12.72	23.22	

(42)

	3	6	1	3	5	
A2 USD Class(%)	-9.76	-7.71	1.94	-0.42	5.15	8.30
MSCI World Health Care Index(%)*	-11.40	-6.35	1.13	-0.25	6.18	7.24
(%)+	2.11	1.82	1.66	1.80	2.23	2.23

	2024	2023	2022	2021	2020	
A2 USD Class(%)	1.94	2.18	-5.21	14.19	13.99	
MSCI World Health Care Index(%)*	1.13	3.76	-5.41	19.80	13.52	

* 2015 7 20 가 MSCI World/Health Care NR USD MSCI World Health Care Index
() / ()

(43)

	3	6	1	3	5	
A2 USD Class(%)	-17.31	-9.23	-10.91	-3.58	6.77	6.43
MSCI ACWI Metals & Mining 30% Buffer 10/40 (1994) USD(%)*	-18.21	-11.26	-11.44	-1.64	7.78	7.13
(%)+	2.97	3.61	3.20	4.05	4.27	4.54

	2024	2023	2022	2021	2020	
A2 USD Class(%)	-10.91	-0.41	1.03	16.13	33.29	
MSCI ACWI Metals & Mining 30% Buffer 10/40 (1994) USD(%)*	-11.44	8.49	-0.97	14.08	33.96	

* 2013 10 1 가 HSBC Global Mining Cap Only USD Euromoney Global Mining Index (Close)
, 2015 9 30 EMIX Global Mining Constrained Weights Net Total Return , 2020 8
18 MSCI ACWI Metals and Mining Index . (/)

(44)

	3	6	1	3	5	
A2 USD Class(%)	6.28	5.63	32.50	4.16	17.76	7.95
MSCI All Country World Information Technology 10/40 - Net Return in USD(%)	3.36	4.22	27.46	9.88	19.73	12.16
(%)+	3.13	3.49	3.02	3.52	3.64	2.99

	2024	2023	2022	2021	2020	
A2 USD Class(%)	32.50	49.78	-43.06	8.01	85.50	
MSCI All Country World Information Technology 10/40 - Net Return in USD(%)	27.46	51.02	-31.07	27.36	45.61	

* 2024 2 23 가 MSCI All Country World Information Technology - Net Return in USD MSCI All
Country World Information Technology 10/40 - Net Return in USD . (/)

- 1) ,
2) (%) 2024 12 31 ,
3) 3 , 6 (%) 가 ,
4) (%) + 2005 8 5 , ++ 2006 1 6
5) 가 가 가

—

(a) (transferor) (total return swaps) (Securities Financing Transactions) (1) (가) (가) (.)

(b) (가) (1) (transferor) (.)

(c) (buy-sell back transaction) (sell-buy back transaction) (가) (buy-sell back transaction), (sell-buy back transaction), (buy-sell back transaction);

(d) (margin lending) (가) (가) (가)

(a), (c) (d)

Euro Reserve Fund		US Dollar Reserve Fund	
MMFR	15	MMFR	15
가 MMF	가 15%	가 MMF	가 15%

Euro Reserve Fund US Dollar Reserve Fund

가

가

가

가

가

가

가 가

가

가

0% 49%

") 가

- (

)(

"

a) 가

b) 가

c) 가 가

a)

b)

c)

d) 가 가

e)

a, b, c, d e가

가 가

가 가

a, b, c, d e

(fixed income securities),

BlackRock

("CRG")

CRG

가 CRG

(EU)

CSSF가

(EEA)

G10

가

가

, EU

. CRG

가

(/)

SFTR

가

가

가

	(*) / 가 (%)	** ****/ 가 (%)	/ 가 (%)
1.	40/0	49/ 11	0/0
2.	40/0	49/ 7	0/0
3.	10/2	49/ 40	0/0
4.	10/2	49/ 40	0/0
5.	40/0	49/ 12	0/0
6.	10/0	49/ 49	0/0
7.	40/0	49/ 40	0/0
8. Ex-	40/0	49/ 40	0/0
9.	40/0	49/ 15	0/0
10.	40/0	49/ 24	0/0
11.	40/0	49/ 16	0/0
12.	40/0	49/ 11	0/0
13.	40/0	49/ 15	0/0
14.	40/0	49/ 12	0/0
15.	25/0-10	49/ 40	0/0
16.	40/0-10	49/ 19	0/0
17.	25/15	49/ 40	0/0
18.	40/0	49/ 40	0/0
19.	10/0-2	49/ 40	0/0
20.	10/3	49/ 40	0/0
21.	10/0	49/ 17	0/0
22.	10/0	49/ 49	0/0
23.	40/0	49/ 40	0/0
24.	40/0	49/ 35	0/0
25.	40/0	49/ 27	0/0
26.	40/0	49/ 40	0/0
27.	40/0	49/ 24	0/0
28. 가	40/0	49/ 19	0/0
29. 가	25/15	49/ 15	0/0
30.	40/0	49/ 16	0/0
31. 가	40/0	49/ 29	0/0
32.	40/0	49/ 17	0/0
33.	40/0	49/ 14	0/0
34.	10/3	49/ 40	0/0
35.	40/0	49/ 10	0/0
36.	10/3-5	49/ 40	0/0
37.	40/0	49/ 17	0/0
38.	40/0	49/ 23	0/0
39.	40/0	49/ 25	0/0
40.	40/0	49/ 20	0/0

	(*) / 가 (%)	** ****/ 가 (%)	/ 가 (%)
41.	40/0	49/ 12	0/0
42.	40/0	49/ 16	0/0
43.	40/0	49/ 10	0/0
44.	40/0	49/ 19	0/0

*

,

.

**

가 가 가

.

가

,

가

,

가

.

가

0%

49%

,

.

MMF

15

가

15%

,

MMFR

17

가

MMF

7

.

가

G

"

"

가

,

- SFDR

SFDR 8 9 ("PCD")
 PCD 가
 PCD () , " " " BlackRock
 (www.blackrock.com/lu)
 가 , 가
 SFDR SFDR 가 가
 가 ESG 가
 가
 PAI 가 , , , 가
 가 , 가
 EU (Taxonomy) 가 가 가 (Taxonomy)

		SFDR	ESG
(1)		6	-
(2)		6	-
(3)		6	-
(4)		6	-
(5)		8	
(6)		6	-
(7)		6	-
(8)	Ex-	6	-
(9)		6	-
(10)		8	
(11)		8	
(12)		8	
(13)		8	
(14)		8	
(15)		6	-
(16)		9	
(17)		6	-
(18)		6	-
(19)		8	
(20)		8	
(21)		8	
(22)		6	-
(23)		6	-
(24)		8	
(25)		8	

