

:						(6
1	2	3	4	5	6	

1.

BlackRock Global Funds

2.

() .
BlackRock (Luxembourg) S.A.

BlackRock Financial Management, Inc.,

BlackRock Investment Management, LLC
()

BlackRock Investment Management (UK) Limited
(가)

BlackRock (Singapore) Limited

3.

* www.kofia.or.kr
(www.blackrock.co.kr)

4.

2021. 6. 18.

5.

2021. 6. 18.

6. () ()

[() :]

7. () () 가 .
가 .

8.

가. : () dart.fss.or.kr

. : () dart.fss.or.kr

9.

() 가 ,

가 가 「	」	.	.
-------------	---	---	---

1.

2.

3.

4.

5.

6.

7.

8.

9.

10.

11.

가

가

(

가

가

)

가

가

가

가

,

가

가

가

가

ESG

가


(“

”)

가

가

가



1 .	1
1.	1
2.	2
3.	3
4.	3
5.	3
6.	3
2 .	4
1.	4
2.	4
3.	4
4.	4
5.	4
6.	6
7.	9
8.	9
9.	39
10.	44
11. , , 가	72
12. 가 가	85
13.	86
14.	95
15. .	97
3 .	98
1.	98
2.	98
3.	98
4.	98
4 .	99
1.	99
2.	101
3.	102
4. 가	103
5. 가	103
5 .	104
1.	104
2.	107
3.	108
4.	109
5.	109
6. 가	109

- [1]
- [2]
- [3]
- [4]

1.

	KRF601016784	01678
--	--------------	-------

A2	KRF601017048	01704
ESG A2	KRF601017055	01705
A2	KRF601017063	01706
A2	KRF601017071	01707
A2	KRF601017089	01708
A2	KRF601017097	01709
A2	KRF601017105	01710
A2	KRF601017113	01711
A2	KRF601017121	01712
가 A2	KRF601017139	01713
A2	KRF601017147	01714
A2	KRF601017154	01715
A2	KRF601017162	01716
A2	KRF601017170	01717
A2	KRF601017188	01718
A6	KRF601032542	03254
A2	KRF601017196	01719
A2	KRF601017204	01720
A6	KRF601032534	03253
A2	KRF601017212	01721
A2	KRF601017246	01724
A2	KRF601017261	01726
A2	KRF601017287	01728
A2	KRF601017295	01729
A2	KRF601017303	01730
A2	KRF601017311	01731
A2	KRF601017329	01732
A2	KRF601016800	01680
A2	KRF601016818	01681
A2	KRF601016826	01682
A2	KRF601016834	01683
A2	KRF601016842	01684
A2	KRF601016859	01685
A2	KRF601016867	01686
A2	KRF601016875	01687
A2	KRF601016891	01689
A6	KRF601032179	03217
A2	KRF601016909	01690
A2	KRF601016917	01691
A2	KRF601016925	01692
A2	KRF601016933	01693

A2	KRF601016941	01694
A2	KRF601016958	01695
A6	KRF601032526	03252
A2	KRF601016974	01697
A2	KRF601016982	01698
A2	KRF601016990	01699
A2	KRF601017006	01700
A2	KRF601017014	01701
A2	KRF601017022	01702
A2	KRF601017485	01748
A2	KRF601020257	02025
A2	KRF601027377	02737
A6	KRF601032195	03219
A2	KRF601027385	02738
A2	KRF601033169	03316
A6	KRF601033177	03317
A2	KRF601033185	03318
A2	KRF601033193	03319
A2	KRF601033201	03320
A2 EUR-H	KRF601033219	03321
A6	KRF601033227	03322
A2	KRF601033243	03324
A6	KRF601033250	03325
A2	KRF601033409	03340
A2 EUR-H	KRF601033417	03341
A6	KRF601033425	03342
A2	KRF601038689	03868
A2	KRF601039034	03903
A2	KRF601047987	04798
A A2	K5F601088548	08854
A2	K5F601088555	08855
A2	K5F601088563	08856
가 A2	K5F601088571	08857
A2	K5F601088589	08858
A2	K5F601101689	10168

* 2021 5 10

2.

	가
(“ ”)	
- ()) , , (
(가)	
가 (가)	
(가)	
(가)	
, ESG , , ,	

2 .

1.

(BlackRock Global Funds)

) 1 “1.”

2.

1962. 6. 14.	Selected Risk Investments SA
1985. 12. 31.	Mercury Selected Trust SICAV (가)
2002. 7. 1.	Merrill Lynch International Investment Funds
2005. 9. 16.	BlackRock (Luxembourg) S. A.
2008. 4. 24.	BlackRock Global Funds

3.

가

1) 가 , ,
:
2) () ()
5 “2.”

4.

	() . (BlackRock (Luxembourg) S.A.)
	35A, avenue J.F. Kennedy, L-1855 Luxembourg, Grand Duchy of Luxembourg (: +44-207-743-3300)

) 4 “1.”

5.

가. (2020 9 30)

(USD)				
Rich Kushel	Senior Managing Director	33	\$410 billion ()	- - 1991 - 1988 - 1988 [] : .

2012 12 31	Richard Turnill	Alex McDougall
2012 12 31	Nigel Bolton	Alex McDougall
2012 12 31	Marc Desmidt	Alex McDougall
2012 12 31	Doug Shaw	Alex McDougall
2012 12 31	Evy Hambro	Alex McDougall
2012 12 31	Abby Reynolds	Hugh Hurley
2012 12 31	Andrew J. Phillips	Rick Rieder
2012 12 31	가	Richard Hoerner
2012 12 31	가	Tim Webb
2015 12 31	Alex McDougall	Nigel Bolton
2015 12 31	Hugh Hurley	Chris Jones
2015 12 31	가	Raffaele Savi
2015 12 31	Ken Kroner	Kushel Rich
2016 12 31	Chris Jones	Mark Wiseman
2016 12 31	Richard Hoerner	Thomas Callahan
2016 12 31	Nigel Bolton	Mark Wiseman
2016 12 31	Raffaele Savi	Mark Wiseman
2017 12 31	Tim Webb	Rick Rieder
2019 12 31	Mark Wiseman	Rob Kapito
2020 9 30	Rob Kapito	Rich Kushel
2020 9 30	Rick Rieder	Rich Kushel
2020 9 30	Thomas Callahan	Rich Kushel

6.

가.

, (, ,), , , 가 , ,

가 (“ ”)

1	Asian Dragon Fund	1.50%	0.33%	1.83%
2	Continental European Flexible Fund	1.50%	0.31%	1.81%
3	Emerging Europe Fund	1.75%	0.29%	2.04%
4	Emerging Markets Fund	1.50%	0.36%	1.86%
5	Euro-Markets Fund	1.50%	0.32%	1.82%
6	European Fund	1.50%	0.31%	1.81%
7	European Special Situations Fund	1.50%	0.32%	1.82%
8	European Value Fund	1.50%	0.31%	1.81%
9	Global Allocation Fund	1.50%	0.27%	1.77%
10	Global Dynamic Equity Fund	1.50%	0.34%	1.84%
11	Systematic Global Equity High Income Fund	1.50%	0.32%	1.82%

12		Global Long-Horizon Equity Fund	1.50%	0.31%	1.81%
13		Systematic Global SmallCap Fund	1.50%	0.36%	1.86%
14		India Fund	1.50%	0.52%	2.02%
15		Japan Small&MidCap Opportunities Fund	1.50%	0.34%	1.84%
16		Japan Flexible Equity Fund	1.50%	0.34%	1.84%
17		Latin American Fund	1.75%	0.36%	2.11%
18	가	Sustainable Energy Fund	1.65%	0.34%	1.99%
19		Pacific Equity Fund	1.50%	0.41%	1.91%
20	ESG	ESG Multi-Asset Fund	1.20%	0.26%	1.46%
21		United Kingdom Fund	1.50%	0.32%	1.82%
22		US Basic Value Fund	1.50%	0.32%	1.82%
23		US Flexible Equity Fund	1.50%	0.31%	1.81%
24		US Growth Fund	1.50%	0.31%	1.81%
25		US Small&MidCap Opportunities Fund	1.50%	0.33%	1.83%
26		World Energy Fund	1.75%	0.31%	2.06%
27		World Financials Fund	1.50%	0.33%	1.83%
28		World Gold Fund	1.75%	0.30%	2.05%
29		World Healthscience Fund	1.50%	0.31%	1.81%
30		World Mining Fund	1.75%	0.31%	2.06%
31		World Technology Fund	1.50%	0.31%	1.81%
32		Asian Tiger Bond Fund	1.00%	0.21%	1.21%
33		Euro Corporate Bond Fund	0.80%	0.21%	1.01%
34		Emerging Markets Bond Fund	1.25%	0.22%	1.47%
35		Euro Bond Fund	0.75%	0.22%	0.97%
36		Fixed Income Global Opportunities Fund	1.00%	0.22%	1.22%
37		Global Government Bond Fund	0.75%	0.23%	0.98%
38		Global High Yield Bond Fund	1.25%	0.20%	1.45%
39		Emerging Markets Local Currency Bond Fund	1.00%	0.28%	1.28%
40		US Dollar High Yield Bond Fund	1.25%	0.20%	1.45%
41		US Dollar Bond Fund	0.85%	0.23%	1.08%
42		US Government Mortgage Fund	0.75%	0.26%	1.01%
43		World Bond Fund	0.85%	0.23%	1.08%
44		Euro Short Duration Bond Fund	0.75%	0.14%	0.89%
45		US Dollar Reserve Fund	0.45%	-0.02%	0.43%
46		US Dollar Short Duration Bond Fund	0.75%	0.13%	0.88%
47		China Fund	1.50%	0.34%	1.84%
48		Nutrition Fund	1.50%	0.31%	1.81%
49		Natural Resources Growth&Income Fund	1.50%	0.32%	1.82%
50		European Focus Fund	1.50%	0.34%	1.84%
51		Asia Pacific Equity Income Fund	1.50%	0.36%	1.86%
52		Emerging Markets Equity Income Fund	1.50%	0.37%	1.87%
53		European Equity Income Fund	1.50%	0.32%	1.82%
54		Global Equity Income Fund	1.50%	0.32%	1.82%
55		Global Multi-Asset Income Fund	1.50%	0.26%	1.76%
56		Global Corporate Bond Fund	0.90%	0.21%	1.11%
57		Emerging Markets Corporate Bond Fund	1.50%	0.19%	1.69%
58		Asian Growth Leaders Fund	1.50%	0.33%	1.83%
59		China Bond Fund	0.75%	0.24%	0.99%
60	A	Systematic China A-Share Opportunities Fund	1.50%	0.36%	1.86%
61		China Flexible Equity Fund	1.50%	0.39%	1.89%
62		Dynamic High Income Fund	1.50%	0.25%	1.75%
63	가	Global Inflation Linked Bond Fund	0.75%	0.24%	0.99%
64		World Real Estate Securities Fund	1.50%	0.37%	1.87%
65		Next Generation Technology Fund	1.50%	0.30%	1.80%

1) (Total Expense Ratio) _____
 _____가 _____가 _____
 2) _____가 _____
 3) “ ” 가 _____

 4) “ ” 가 _____, 2020. 12. 31.

 5) _____가 _____

(1) A
 A

A
 A2 2 A6 6 (S)

A6 (가
)
) 가

A6	(가) ()	1 (Calendar Month)	가	가 (,)

(2) C

(3) D

(4) E

(5) I

(6) J

(7) S

(8) X

(9) Z

(10)

A (A2 A6)

) _____가 _____

7.

가

가

1) “ ” “가.”

2) 가

8.

가.

1997. 1. 2.	(Asian Dragon Fund)	70%	가 , * RQFII RQFII / (PRC) 가 20% * * MSCI All Country Asia ex Japan Index
1996. 2. 2.	(Asian Tiger Bond Fund)	70%	‘ 가 , 가) 가 (가 * * RQFII RQFII 20% (PRC) 가 * (CIBM) (Foreign Access Regime) (CIBM), (Bond Connect) / 20% 가 * RQFII (Foreign Access Regime), (Bond Connect) 20% (PRC) 가 * 20% * 10% * JP Morgan Asia Credit
2005. 7. 22.	(Continental European Flexible Fund)	70%	‘ * * 5% * FTSE World Europe ex UK Index
1995.12. 29.	(Emerging Europe Fund)	70%	‘ * 가 , * * Emerging Markets Europe 10/40 Index
2004. 10. 1.	(Emerging Markets Bond Fund)	70%	가 (가) * 가 * (CIBM) (Foreign Access Regime) (CIBM), (Bond Connect) / 20% 가

			<p>* , 가 가 , , ,</p> <p>10% (20%) 가</p> <p>* 10%</p> <p>* 10%</p> <p>* JP Morgan Emerging Markets Bond Index Global Diversified Index</p>
1993. 11.30.	(Emerging Markets Fund)	70%	<p>* ,</p> <p>* 가</p> <p>* (PRC) 20% 가</p> <p>* MSCI Emerging Markets Index</p>
1994. 3. 31.	(Euro Bond Fund)	80% 70%	<p>* ABS</p> <p>* MBS 20% 가</p> <p>* 10%</p> <p>* 20%</p> <p>* Bloomberg Barclays Euro- Aggregate 500mm+ Bond Index</p> <p>* 5 A- () : 68.3%#</p>
2006. 7. 31.	(Euro Corporate Bond Fund)	70% 30%	<p>* ABS</p> <p>* MBS 20% 가</p> <p>* 10%</p> <p>* 20%</p> <p>* ICE BofAML Euro Corporate Index</p>
1999. 1. 4.	(Euro Short Duration Bond Fund)	80% 70%	<p>3) 5 (</p> <p>* ABS</p> <p>* MBS 20% 가</p> <p>* 10%</p> <p>* 20%</p> <p>* Bloomberg Barclays Euro- Aggregate 500mm 1-3 Years Index</p> <p>* 5 A- () : 65.0%#</p>
1999. 1. 4.	(Euro-Markets Fund)	70%	<p>EMU()</p> <p>* EMU 가 EMU 가</p> <p>* 가</p> <p>* 가</p> <p>* 5%</p> <p>* MSCI EMU Index</p>
1993.11. 30.	(European Fund)	70%	<p>* 5%</p> <p>* MSCI Europe Index</p>

[illegible]

2006.10. 13.	(Systematic Global Equity High Income Fund)	70%	- 가/ - () - () * (PRC) 20% 가 * MSCI ACWI Minimum Volatility Index * 가
1987. 5. 13.	(Global Government Bond Fund)	70%	* (CIBM) * (Foreign Access Regime) (CIBM), (Bond Connect) / 20% 가 * MBS 20% 가 ABS * 20% * 10% * FTSE World Government Bond USD Hedged Index * 5 A- () : 76.2%#
2007. 6. 8.	(Global High Yield Bond Fund)	70%	* (가) * ABS * MBS 20% 가 * 20% * 10% * BofA Merrill Lynch Global High Yield Constrained USD Hedged Index
1996. 2. 29.	(Global Long-Horizon Equity Fund)	70%	* 가/ * 가 가 * 가 * (PRC) 20% 가 * MSCI All Country World Index
1994. 11. 4.	(Systematic Global SmallCap Fund)	70%	- 20% () 가 - () - () * (PRC) 20% 가 * MSCI ACWI Small Cap Index
2006. 4. 28.	(India Fund)	70%	(, 가 BlackRock) * India Equities (Mauritius) Limited * MSCI India TR Net 10/40 Index

1987. 5. 13.	(Japan Small&MidCap Opportunities Fund)	70%	<p>() 가 30%</p> <p>* S&P Japan Mid Small Cap Index</p>
2005. 2. 28.	(Japan Flexible Equity Fund)	70%	<p>가</p> <p>* MSCI Japan Index</p>
1997. 1. 8.	(Latin American Fund)	70%	<p>* MSCI Emerging Markets Latin America Index</p>
1997. 6. 26.	(Emerging Markets Local Currency Bond Fund)	70%	<p>가</p> <p>* ()</p> <p>* 10%</p> <p>* 5%</p> <p>* RQFII (PRC) RQFII 가</p> <p>* (CIBM) (CIBM),</p> <p>(Foreign Access Regime) (Bond Connect) /</p> <p>20%</p> <p>가</p> <p>* RQFII (Foreign Access Regime),</p> <p>(Bond Connect) 20%</p> <p>(PRC) 가</p> <p>* , 가 , , ,</p> <p>가 가</p> <p>10% (</p> <p>20%)</p> <p>* JP Morgan GBI-EM Global Diversified Index</p>
2001. 4. 6.	가 (Sustainable Energy Fund)	70%	<p>* 가 (가</p> <p>가</p> <p>가</p> <p>* ESG ESG</p> <p>가</p> <p>가</p> <p>* (</p> <p>가</p> <p>* : 가</p> <p>* : 가</p> <p>* “ (best in class)”</p> <p>* ESG / 90%</p> <p>(PRC) 20% 가</p> <p>* 5%</p> <p>* ESG / 가</p> <p>* 가 ESG</p> <p>MSCI ACWI ESG 20%</p>

1994. 8. 5.	(Pacific Equity Fund)	70%	<p>‘ , , ’</p> <p>* RQFII RQFII</p> <p>20% (PRC) 가</p> <p>* MSCI AC Asia Pacific Index</p>
1993.11. 30.	(US Dollar Reserve Fund)	90%	<p>(MMF)</p> <p>* [1] (“ABCP”) 15%</p> <p>가</p> <p>가</p> <p>ABCP 가</p>
1999. 1. 4.	ESG (ESG Multi Asset Fund)	-	<p>), , (), (</p> <p>* ESG 가 “ (best in class)”</p> <p>* ESG / 90%</p> <p>(PRC) 가</p> <p>* (CIBM)</p> <p>(Foreign Access Regime) (CIBM) /</p> <p>20% 가 ABS</p> <p>MBS 20% 가 20%</p> <p>* ESG / 가</p> <p>* ABS, MBS, 가</p> <p>* MSCI World Index 50% FTSE World Government Bond Euro Hedged Index 50%</p> <p>ESG</p> <p>* BlackRock EMEA (Baseline Screens Policy)</p> <p>* / / 가,</p> <p>* MSCI ESG 가 BBB ESG 가</p> <p>, ESG</p> <p>* ESG 가</p> <p>(GICS) -가</p> <p>(GICS) 5% -가</p> <p>* ESG 20%</p>
1985.12. 31.	(United Kingdom Fund)	70%	<p>5%</p> <p>FTSE All Share Index</p>

1997. 1. 8.	(US Basic Value Fund)	70%	(가 , 가 가 가) * * Russell 1000 Value Index
1989. 4. 7.	(US Dollar Bond Fund)	90% 70%	* * (CIBM) (Foreign Access Regime) (CIBM), (Bond Connect) / 20% 가 * ABS MBS 100% 가 * 10% * 10% * * Bloomberg Barclays US Aggregate Index * 5 A- () : 71.9%#
1993.10. 29.	(US Dollar High Yield Bond Fund)	70%	* 가 * * MBS 20% 가 ABS * 20% * 10% * * Bloomberg Barclays US High Yield 2% Constrained Index
2007. 6. 8.	(US Dollar Short Duration Bond Fund)	80% 70%	* 5 (3) * * (CIBM) (Foreign Access Regime) (CIBM), (Bond Connect) / 20% 가 * ABS MBS 100% 가 * 5% * ICE BoAML 1-3 Year U.S. Government / Corporate Index * 5 A- () : 73.5%#
2002.10. 31.	(US Flexible Equity Fund)	70%	(가 , 가) * * Russell 1000 Index
1985. 8. 2.	(US Government Mortgage Fund)	80%	가 (Government National Mortgage Association, 가 (Freddie Mac) (Fannie Mae) * ABS MBS 100% 가 . ABS MBS 가 * . ABS MBS(agency ABS and MBS) 가 * * FTSE Mortgage Index * 5 A- () : 127.5%#

1999. 4. 30.	(US Growth Fund)	70%	(가 ,) * * Russell 1000 Growth Index
1987. 5. 13.	(US Small&MidCap Opportunities Fund)	70%	(가 30%) * * S&P US Mid Small Cap Index
1985. 9. 4.	(World Bond Fund)	70%	* * (CIBM) (Foreign Access Regime) (Bond Connect) / (CIBM), 20% 가 * MBS 50% 가 ABS * * 10% 20% * Bloomberg Barclays Global Aggregate USD Hedged Index * 5 A- () : 69.7%#
2001. 4. 6.	(World Energy Fund)	70%	* * (PRC) 20% 가 * 5% * World Energy 30% Buffer 10 /40 Index
2000. 3. 3.	(World Financials Fund)	70%	* * (PRC) 20% 가 * MSCI ACWI Financials Index
1994.12. 30.	(World Gold Fund)	70%	* * 가 * (PRC) 20% 가 * 5% * *
2001. 4. 6.	(World Healthscience Fund)	70%	* * (PRC) 20% 가 * MSCI World Health Care Index
1997. 3. 24.	(World Mining Fund)	70%	* * 가 * (PRC) 20% 가 * 5% * MSCI ACWI Metals & Mining 30% Buffer 10/40 Index

1995. 3. 3.	(World Technology Fund)	70%	<p>* (PRC) 20% 가</p> <p>* MSCI AC World Information Technology Index</p>
2008. 6. 24.	(China Fund)	70%	<p>* RQFII / RQFII</p> <p>20% (PRC) 가</p> <p>* MSCI China 10/40 Index</p>
2010. 2. 9.	(Nutrition Fund)	70%	<p>, , , , , , 가</p> <p>* 가</p> <p>* ESG , ESG</p> <p>* 가</p> <p>* 가 “ (best in class)”</p> <p>* ESG / 90%</p> <p>* 가 ESG Factset ESG</p> <p>20% Factset (PRC) 20%</p> <p>* 가 5%</p> <p>* ESG / 가</p> <p>*</p>
2011. 4. 15.	(Natural Resources Growth & Income Fund)	70%	<p>,</p> <p>* (PRC) 20% 가</p> <p>* 5%</p> <p>* S&P Global Natural Resources Index</p>
2005. 10. 14.	(European Focus Fund)	70%	<p>* 5%</p> <p>* MSCI Europe Index</p>
2009. 9. 18.	(Asia Pacific Equity Income Fund)	70%	<p>()</p> <p>* RQFII / RQFII</p> <p>20% (PRC) 가</p> <p>* MSCI All Country Asia ex Japan Index</p>
2011. 8. 12.	(Emerging Markets Equity Income Fund)	70%	<p>* 가</p> <p>* (PRC) 20% 가</p> <p>* MSCI Emerging Markets Index</p>

2010. 12. 3.	(European Equity Income Fund)	70%	<p>* 5%</p> <p>* MSCI Europe Index</p> <p>*</p>
2010. 11. 12.	(Global Equity Income Fund)	70%	<p>* (PRC) 20% 가</p> <p>* MSCI All Country World Index 가</p> <p>*</p>
2012. 6. 28.	(Global Multi-Asset Income Fund)	-	<p>*, (), ()</p> <p>* 가</p> <p>* (PRC) 가</p> <p>* (CIBM)</p> <p>(Foreign Access Regime) (CIBM),</p> <p>(Bond Connect) / 가</p> <p>* (Stock Connects), (Foreign Access Regime), (Bond Connect) 가</p> <p>20% (PRC) 가</p> <p>* MBS 50% 가 ABS</p> <p>* 20%</p> <p>* 10%</p> <p>* MSCI World Index (50%) Bloomberg Barclays Global Aggregate Bond Index USD Hedged (50%)</p>
2007. 10. 19.	(Global Corporate Bond Fund)	70%	<p>* (CIBM)</p> <p>(Foreign Access Regime) (CIBM),</p> <p>(Bond Connect) / 20%</p> <p>* 가</p> <p>* MBS 20% 가 ABS</p> <p>* 20%</p> <p>* 10%</p> <p>* Bloomberg Barclays Global Aggregate Corporate Bond USD Hedged Index</p> <p>* 5 BBB ()</p> <p>* : 88.2%#</p>
2013. 2. 18.	(Emerging Markets Corporate Bond Fund)	70%	<p>* (CIBM)</p> <p>(Foreign Access Regime) (CIBM),</p> <p>(Bond Connect) / 20%</p> <p>* 가</p> <p>* 20%</p> <p>* 10%</p> <p>* JP Morgan Corporate Emerging Markets Bond Index Broad Diversified</p>

2012. 10. 31.	(Asian Growth Leaders Fund)	70%	<p>()</p> <p>* RQFII / RQFII</p> <p>30% (PRC) 가</p> <p>* MSCI All Country Asia ex Japan Index</p>
2011. 11. 11.	(China Bond Fund)	70%	<p>(CIBM),</p> <p>* RQFII (CIBM) (Foreign Access Regime)</p> <p>RQFII (CIBM) / 가</p> <p>* (50%)</p> <p>* 가</p> <p>* 10%</p> <p>* 20%</p>
2017.10.26	A (Systematic China A-Share Opportunities Fund)	70%	<p>-</p> <p>- ()</p> <p>()</p> <p>RQFII / RQFII</p> <p>(PRC) 가</p> <p>(A-)</p> <p>* MSCI China A Onshore Index</p>
2017.10.31	(China Flexible Equity Fund)	70%	<p>RQFII / RQFII</p> <p>(PRC) 가</p> <p>* MSCI China All Shares 10-40 Index</p>
2018. 2. 6	(Dynamic High Income Fund)	-	<p>/ / , / ,</p> <p>(covered call options)</p> <p>, , , , ,</p> <p>* (PRC) 가</p> <p>* (CIBM)</p> <p>(Foreign Access Regime) (CIBM),</p> <p>(Bond Connect) / 가</p>

			* (Stock Connects), (Foreign Access Regime), 20% (Bond Connect) 가 * (PRC) 가 ABS * MBS 50% 가 10% * 20% * () 30% * * MSCI World Index (70%) Bloomberg Barclays Global Aggregate Bond Index USD Hedged (30%)
2009. 6. 19.	가 (Global Inflation Linked Bond Fund)	70%	가 (10%) * * * MBS 20% 가 * 가 20 가 1 * 20 가 가 * Bloomberg Barclays World Government Inflation-Linked 1-20yr Index USD Hedged Index
2013. 2. 25.	(World Real Estate Securities Fund)	70%	/ () * (PRC) 20% 가 * * FTSE EPRA/Nareit Developed Index
2018. 9. 4	(Next Generation Technology Fund)	70%	/ 1 1 1 , , , , , , , , , , , * (PRC) 20% 가 * *

1)	“ ”				
2)	가 40%				
3)	Committee of European Securities Regulators (CESR)				
	(VaR)				
#	2020	12	31	5	

“ ”

가

financing transactions) / (securities

“ ”

	<p>30% 70%가 가 (Bond Fund) 가 10% 가 PricewaterhouseCoopers</p>
(income)	<p>/ () 10% 가 (“ ”) 가 가 가 가 가 / 10% 가 “ ” “ ” 가 10% 가 가 가</p>
	<p>(Emerging Markets Bond Fund)</p> <p>가 , 가 가 가 : , , , , , , , 가 가 10% (20%) (i) 가 JP Morgan Emerging Markets Bond Index Global Diversified Index () / (ii) / 가 / 가</p>
	<p>(Emerging Markets Local Currency Bond Fund)</p> <p>가 , 가 가 가 : , 가 , , , , 가 가 10% (20%)</p>

[illegible]

	() 가
	" " (가 가)
가	"가 (weighted average maturity)" "WAM" () (money market rate) 가
가	"가 (weighted average life)" "WAL" 가
	" " 가 BBB- 가 가
/	" " " " 가 BB+ 가 가
ABS/MBS	가 (fixed income transferable securities) ABS MBS가 MMF
UN	UN (United Nations Convention on Cluster Munitions) 2010 8 1 (cluster munitions) 가
/	. " " " " 가 가 가 . " " " 가 가 / 가 가 가
가	" 가 (capacity constraint product)"가 / 가 /
	Committee of European Securities Regulators (CESR) (" ") 가 (global exposure, " ") (Commitment) " "Value at Risk" ("VaR") 가 가 VaR VaR VaR "VaR" "VaR" 99% 가 1 VaR (" ") VaR VaR 가 VaR VaR 2 VaR VaR VaR 20% VaR VaR VaR (Commitment) 가 . 2010 가 100%

	<p>(leverage) . VaR</p> <p>(long position) (short position)</p> <p>(offset) 가 200%, 300%</p> <p>가 가 가</p> <p>가</p>
(EU) 2016/1011 (" ")	<p>ESMA가</p> <p>ESMA가</p> <p>https://registers.esma.europa.eu . 2019 9 1</p> <ul style="list-style-type: none"> • MSCI Limited • IHS Markit Benchmark Administration Limited • ICE Data Indices LLC • FTSE International Limited • S&P Dow Jones Indices LLC • STOXX Ltd • SIX Financial Information Nordic AB <p>2020 1 1</p> <p>가</p>
(ESG Integration)	<p>(ESG) “ 가 ” . BlackRock</p> <p>가 , ESG BlackRock</p> <p>(environmental), (social) . BlackRock ESG</p> <p>(governance) 가</p> <p>. BlackRock</p> <p>ESG 가 . ESG 가</p> <p>가 ESG</p> <p>ESG ESG 가 가 ESG</p> <p>. BlackRock (Risk and Quantitative Analysis) 가</p> <p>가</p> <p>BlackRock ESG 가</p> <p>가 ESG</p> <p>BlackRock 가 3 (Investment Stewardship)</p> <p>가 () , , ,</p> <p>가 (가) 가 (</p> <p>, 가 가)</p>

	<p>(Impact) 가 , ESG 가 ESG</p> <p>가 , ESG / 가</p> <p>2 '10. 가</p> <p>BlackRock</p> <p>ESG 가</p> <p>(Investment Stewardship)</p> <p>BlackRock 가</p> <p>가 BlackRock</p> <p>BlackRock 가</p> <p>BlackRock 가</p> <p>: 1) , BlackRock</p> <p>2) BlackRock (investment horizon) 가</p> <p>BlackRock 가</p> <p>www.blackrock.com/corporate/sustainability us/investment-stewardship#our-responsibility https://www.blackrock.com/corporate/about-</p>
SFDR	<p>ESG (ESG Multi-Asset Fund), (Nutrition Fund) 가</p> <p>(Sustainable Energy Fund) :</p> <p>BlackRock SFDR</p> <p>가 BlackRock 가</p> <p>ESG 가</p> <p>BlackRock 가 3</p> <p>가 가</p> <p>BlackRock 가 (EU) 2019/2088</p> <p>(Nutrition Fund) 가 (Sustainable Energy Fund) :</p> <p>가 BlackRock 가</p> <p>Goals) (United Nation's Sustainable Development</p> <p>가 BlackRock</p> <p>가 BlackRock 가</p>
BlackRock EMEA (Baseline Screens Policy)	<p>(Baseline Screens Policy)</p> <p>(revenue threshold)</p> <p>()</p> <p>(i) ;</p> <p>(ii) ;</p> <p>(iii) / ;</p> <p>(iv) ;</p> <p>(v)</p>

	<p>ESG</p> <p>3 ESG 가</p> <p>ESG ESG (, 가</p> <p>가 ()</p> <p>https://www.blackrock.com/corporate/literature/publication/blackrock-baseline-screens-in-europe-middleeast-and-africa.pdf</p> <p>가 BlackRock EMEA (Baseline Screens Policy)</p> <p>()</p>
RQFII	<p>(CSRC) RQFII RQFII 가 RQFII</p> <p>BAMNA RQFII BAMNA RQFII 가 RQFII RQFII</p> <p>가 Blackrock 가 RQFII Blackrock</p> <p>(SFC)가 RQFII RQFII (“ ”) 가 RQFII</p> <p>RQFII</p> <p>(a) RQFII 가 () RQFII () , “ RQFII () ” RQFII</p> <p>RQFII RQFII</p> <p>(b) RQFII RQFII () / (i) RQFII () , RQFII (ii) RQFII 가 RQFII) RQFII, , RQFII ()</p> <p>(c) () / (i) RQFII 가 RQFII () , (ii) RQFII 가) RQFII</p> <p>(d) RQFII RQFII RQFII () 가</p> <p>(e) RQFII () , RQFII RQFII () RQFII ()</p> <p>(f) RQFII 가 , (i) RQFII RQFII () , (ii) RQFII () RQFII 가</p> <p>RQFII ()</p>
RQFII	<p>RQFII (“ ”) RQFII</p> <p>RQFII RQFII RQFII</p> <p>가 UCITS , () , RQFII RQFII가 RQFII RQFII () (“RQFII ”) RQFII RQFII</p> <p>UCITS , (i) CSSF , (ii) , (iii)</p> <p>가 가</p>

(CIBM)	(CIBM)	(CIBM)
	(Foreign Access Regime)	(CIBM)
	2016 2 24 (PBOC)가 “Announcement (2016) No 3” (Foreign Access Regime, “ ”)	
	(quota)	
	(Bond Connect) (Northbound Trading Link)	
	(Bond Connect) 2017 7 (China Foreign Exchange Trade System & National Interbank Funding Centre)(“CFETS”), (China Central Depository & Clearing Co., Ltd), (Shanghai Clearing House), HKEX (Central Moneymarkets Unit)	
	(“ ”) (quota)	
	CFETS	
	가 CFETS 가 HKEX 가	
	CFETS CFETS (Tradeweb Bloomberg) () (market maker) CFETS 가 () CFETS 가 가 CFETS 가	
-	2019 8 (Delivery Versus Payment (DVP)) (Hong Kong Monetary Authority) (Central Moneymarkets Unit) { , (China Securities Depository & Clearing Co., Ltd) (Shanghai Clearing House)} (omnibus nominee account) 가	
	: 가 “ ” “ ” “ ”	
	(China Interbank Bond Market)	
	(German Investment Tax Act) 2 6	
	7 (2018 1 1)	
	(a) 2 8 (“ ”) 2018 1 1 (German Investment Tax Act) 50%	

(Asia Pacific Equity Income Fund), (Asian Dragon Fund), (Asian Growth Leaders Fund), (China Flexible Equity Fund), (China Fund), (Continental European Flexible Fund), (Emerging Markets Equity Income Fund), (Euro-Markets Fund), (European Equity Income Fund), (European Focus Fund), (European Fund), (European Special Situations Fund), (European Value Fund), (Global Dynamic Equity Fund), (Global Equity Income Fund), (Global Long-Horizon Equity Fund), (Japan Small & MidCap Opportunities Fund), (Japan Flexible Equity Fund), (Natural Resources Growth & Income Fund), 가 (Sustainable Energy Fund), (Pacific Equity Fund), A (Systematic China A-Share Opportunities Fund), (Systematic Global Equity High Income Fund), (Systematic Global SmallCap Fund), (United Kingdom Fund), (US Basic Value Fund), (US Flexible Equity Fund), (US Growth Fund), (US Small & MidCap Opportunities Fund), (Nutrition Fund), (World Energy Fund), (World Financials Fund), (World Gold Fund), (World Healthscience Fund), (World Mining Fund) (World Technology Fund).

(b) (“ ”) 2018 1 1 (German Investment Tax Act) 2 8 25% (Emerging Markets Fund)

“ ” 가 (2 9a (2018 1 1)). , / , 가 , 가 , .

(Equities)” , 2018 1 1 2 8 “ 가 :

1. () ,
 2. 가 :
 - a. (EEA) 가 ;
 - b. 가 가 15% ,
 3. 가 51% - , 가 - (, 50%)가 ,
 4. 가 25% - , 가 - (, 25%)가 .
- 가 1 .

“ (Equities)” , 2018 1 1 2 8 가 :

8) ("). , 1) 7) 9) , 가 (prudential supervision) CSSF가 가 (offsetting) 가 .

9) (2010 1 (European Central Bank), EU, (European Investment Bank), 가 , 1), 2) 3) (prudential supervision) CSSF가 , CSSF가 . (, (i) , (ii) 10,000,000 78/660 (1) (Directive 78/660/EEC) (banking liquidity line)).

(2) 가, 10% (1) 1) 9) 가 가 .

(3) , (1) 6) UCITS / UCI UCI 10% UCITS, .

- Circular Economy Fund
- (3) UCI 10% OECD UCI 5% .
- Multi-Theme Equity Fund

(1) 6) UCITS / UCI UCITS / UCI 20% UCITS / UCI 3 UCITS UCI 30% .

1) 가 UCITS / UCI , (6) UCITS UCI 가 .

2) (i) 가, (ii) 가, UCITS / UCI UCITS / UCI .

가 (가 UCITS / UCI UCI) (가 1.5% .

- (4) (“ ”)가 (“ ”) :
- - 10% (2.3)
 - 가 ,
 - ,
 - 가 2010 (€1,250,000)

(5)

(6)

- 1) 10% 가
- 2) 20%
- 3) EU , 1) 10% , EU EU 35% EU 25%. (, (i) , (ii) 가 5% 가 80%)
- 4) 가 5% 가 40% 가 (prudential supervision) 3) 가 40%
- 5) 1) 4) 가 / 20% / (exposure).
- 6) 가
- 7) 1) 4) 가 1) 4) 35%
- 8) 83/349/EEC 1) 4)
- 9) 1) 가 5) 3가 20%
- 10) (8) 1) 10% 20% , / CSSF가

가 ()

가 ()

가 (replicable) 가

11) 가 35%가 .

12) (MMF 17.7) EU , , OECD
EU 가 100% , (i) 가 6
(six different issues) (ii)
30% .

(7) .

(8) .

1) 10%
2) 10%
3) (UCI)가 25%
4) 10%
5) , 가
2), 3) 4) .

(9) (7) (8) .

1) EU 가 가
2) EU 가
3) EU 가 가 가
4) 가 가 가
가 , 가 가 가
2010 43 , 46 48(1) (2)
2010 43 , 46 48(1) (2)
49 .

5) 가 가 (가 가

(10) (2) (8) (%)

(11) () (가 가) 가 10% “ ”
2017 12 8
() 가 (joinder process) 가
가 가 가
() 가

- (12) 가 3 , (i) (1) 6), 8) 9) (ii)
- (13) (1) 6), 8) 9) 가 ,
- (14) , (commodities),
- (15) , ,
- 가
- (16) 가 가
- (17) MMF 9(2)
- (18) 가
- 1) 30% 229
- 1 가 가
- 2) 10% ,
- 3) 50% ABS MBS
- 가 (Short Term VNAV MMF)
- (1) MMF “ 가 (Short Term VNAV MMF)”
- Y (money-market rate)
- Y (2)
- Y 가 , 가 가
- Y 가
- (2) MMF MMF :
- Y MMF 10 : (a) UCITS 397 ; (b)
- 가 397 MMF 2 397
- Y MMF 11 ABCP가 가 :
- (“ABCP”): (Capital Requirements Regulation)(575/2013)(“CRR”) (Liquidity Coverage Ratio Commission Delegated Regulation (EU) 2015/611)
- (a) EU “Level 2B ” ; (b) ABCP programme ABCP (i)
- , (ii) (re-securitisation)가 ABCP
- 가 , (iii)
- (c) (simple) , (transparent) (standardised) (STS) ABCP ;

MMF : (i) (a) ABCP 가 2
 397 ; (ii) (b) (c) ABCP
 가 397 ; (iii) (a) (c) (amortising instruments) WAL(가) 2 .

MMF : (i) (a), (b) (c) ABCP 가 2
 397 ; (ii) (a) (c)
 (amortising instruments) WAL(가) 2 .

MMF 12 : (a) (가 (a) (EU) (非)
 가 ; (b) 가 12 ; (c) (가 , CRR .

MMF 13 : (a) MMF
 ; (b) ; (c) MMF
 ; (d) 가 MMF 가 , MMF

MMF 14 (repurchase agreements):
 (a) (c) (7
) ; (b) MMF ,
 ; (c) (i) UCITS
 (ii) ; (d) MMF가 10%
 ; (e) MMF가 2 가 .

MMF 15 (reverse repurchase 가
 agreements): (a) MMF가 2 가 ; (c) MMF가
 ; (b) 가 가 ; (d)
 (2)(a) ; (e) MMF가 ABCP ; (f)
 가 MMF 가 15% ; (g) MMF가 (accrued basis)
 가 가 (mark-to-market basis) (recall) .

MMF 16 (19) (23) MMF

(3) MMF 2010 41(2) .

(4) MMF :

5% , ABCP ;
 MMF가 가 가
 MMF가 (EU) (가 MMF 10%
 15%)

(5) (4)(a) , VNAV MMF(가) 10%
 , VNAV MMF가 5%
 ABCP 가 가 40%

- (6) MMF 11(4) , (transparent) ABCP , ABCP (delegated act) 20% (standardised) (“STS”) MMF 15% MMF ABCP 15% MMF ABCP (simple)
- (7) MMF 13 5% 가 MMF
- (8) MMF가 10%
- (9) MMF MMF 15% (2)
- (10) (4) (6) , MMF 15% (10) (11)
- Y
Y
Y , ABCP ;
- (11) MMF (EU) 100% (EU), (EU) 가, (European Central Bank), (European Investment Bank), (European Investment Fund), (European Stability Mechanism) (European Financial Stability Facility), OECD , G20 , 가 (IMF), (IBRD), Council of Europe Development Bank, (EBRD), (Bank for International Settlements), (EU) 1 가
- (12) (11) 가 : Y MMF가 6 ; Y MMF가 30%
- (13) (4) , MMF (EU) 10%
- (14) MMF가 (13) 가 MMF 가 40% 5%
- (15) (4) (Delegated Regulation)(EU) 2015/61 10(1) (f) 11(1) (c) , MMF 20%
- (16) MMF가 (15) 5% 가 (14) 가 MMF 가 60%
- (17) Directive 2013/34/EU (4) (10)

(18) MMF 1 가 397 (repo) 1 7.5%
 15% 5 7.5%
 (repo) 5 가
 5 60
 WAM(가) 120 WAL(가) WAM(가)
 WAL(가) (repo)

(19) MMF MMF(“ MMF”) 가
 :

Y MMF 10% MMF

Y MMF가 MMF

(20) MMF MMF가
 MMF

(21) MMF MMF , 5% MMF

(22) MMF 10% MMF

(23) MMF MMF가 가
 :

Y MMF가 MMF 가 MMF ,

Y MMF가 MMF MMF 가
 MMF MMF MMF

Y MMF MMF

(24) MMF , ABCP MMF가
 ,

1) 가 :

Y ;

Y ;

Y ;

Y ;

Y : 가, ,

Y ;

Y , , ;

Y (liquidity profile).

2) 가 (, , ABCP (, , 정량·정성 가)

3) 정량·정성 : , ,
(positioning), , , ,
(disruption), , (statutory), ,
(ESG) , 가 가
가 , 가
가 , ()
가 ,
가 . 가

4) 가 정량.정성 : 1 , GDP, 가 ,

' ' ' GDP ' ' '

(default history), / (ratio of reserves/imports), , (regulatory

quality), (accountability), , , ,

정량·정성 : , 가(sov​er​eign) , 가 , (), (), 가 , , .

5) 정량·정성 : , ,

6) . 가 가
back testing 가 가 ;
Y ;
Y 가 가 가 ;
Y 가 가 가가 ;
Y Regulation (EC) N° 1060/2009 5a 가 가 ;
Y , ABCP 가 ;
Y 가 가 가 가 ;
Y 가 , 가 가 .
가 . , 가 .

9. ,
- 가.
- (1) 가
- CSSF가 CSSF 가
- (2) CSSF가 CSSF가 가
- (3) 2010
- (4) 가 (global exposure) 가
- “8. ” (6) 1) 4)
- 가
- 가 (Exposure) 가 ,
- 가
- (5) -
- 가 CSSF 08/356()
- ESMA ESMA/22012/832EL
- (/ (“ ”))
- G 2015 (2015/2365)
- 가 가
- :
- 1)
- 2) 가 :
- (i) ,
- (ii) ,
- (iii) 가
- 3)
- 4) 가 KIID
- 가
- ()

가 100% , (i)

가

(ii)

가

/

“ ”

가

(6)

“ ”

가

(Securities lending transaction)

1)

CSSF가

2)

CSSF가

3)

가 가) 2010 가 (가 43(2) 20%

4)

가 가 , 가

5)

(3.5.1 (i) 가)

6)

가

가 가 / , , , 가

UCITS

가

가

“ ”

가

(i) BlackRock

BlackRock

가

가

(ii) BlackRock

BlackRock

가

, BlackRock

BlackRock, BlackRock / BlackRock
 BlackRock ("RQA") BlackRock
 (" ")
 BlackRock (" ")
 (" ")
 가 (loan-level)
 가
 BlackRock /
 ()
 BlackRock : (i) BlackRock
 (,) 가
 (ii) 가
 (iii) , BlackRock
 BlackRock
 / 가
 가

(7) 가

(a) (6) 2) (6) 3)

(b) 가

(c) 가

(i) (bank certificates) 2007 3 19 2007/16/EC
 (money market instruments)

(ii)

(iii) (8) (b), (c) (d)

가

가

. 7
 가

가

가

가
 가

가

가
 . 7
 가

(8)

(" ")

- (a) : 가 (pre-sale valuation) 가
(multilateral trading facility) . 가
48 2010
- (b) 가 가: 가 가 , 가
(haircut)가 .
- (c) : .
- (d) : 가
.
- (e) () : 가, , (가 가 가
20%) . 가 20% 가
.
- (f) 가 : 가
.
/
가 / , , ,
가 .
.
- (a) , , 2007 3 19 2007/16/EC (money market instruments),
- (b) OECD , 가 가
- (c) 가 AAA UCI
- (d) (e) (f) / UCITS가
- (e) ,
- (f) OECD 가 (,
) .
(title transfer) .
가 3 가
.
가
' (6) 20% .
 ,
:

(i) 2009/65/EC 50(f)

(ii)

(iii) 가

(iv) MMF

(haircut) (haircut) (credit support) 가 가 (haircut) 가 가 가 가 가 가 가 가 가 (haircut) 가 ; (wrong way risk) 가 가

가	(haircut)
	0%
가 1	0.5%
가 1 5	2%
가 5	4%
가 5	10%
가 5	12%

가	(haircut)
	2%
(Money Market Funds)	2%
	2.5%
(Agency Bonds)	2.5%
()	5%

가	(haircut)
	0%
	6%

가

(a)

2

“

”

(,

)

,

,

(b)

CSSF가 EU

)

10%

(

EU

가

5%

(c)

,

)

가

(

가

가

10.

가.

[illegible]

	<p>가</p> <p>,</p> <p>(</p> <p>)</p> <p>가</p> <p>/</p> <p>가</p> <p>가</p>
	<p>2007</p> <p>가</p> <p>가</p> <p>가</p> <p>가</p> <p>/</p> <p>가</p> <p>가</p> <p>,</p> <p>,</p> <p>,</p> <p>가</p> <p>가</p>
	<p>,</p> <p>가</p> <p>,</p> <p>가</p> <p>,</p> <p>가</p> <p>,</p> <p>가</p> <p>가</p> <p>2019 12</p> <p>(Epidemic)</p> <p>(Pandemic)</p> <p>가</p> <p>가</p> <p>가</p> <p>가</p> <p>가</p> <p>가</p>
	<p>/</p> <p>가</p> <p>가</p> <p>가</p> <p>가</p> <p>가</p> <p>가</p> <p>가</p> <p>가</p> <p>가</p> <p>가</p> <p>가</p> <p>가</p>

	(,).
2	
2	
2	
2	
2	
2	
2	
2	
2	
2	
CDS	(CDS), , , 가 . CDS
	, CDS
	가 (), 가
	, CDS
	(Protection Buyer) (Protection Seller)
	, “ ”
	, 가
	(redemption requests)
	가 가 가
	/ 가
	, ,
가	(on a net basis)
	(on a net basis)
	가 (
	/ / /)
	가 가
가	, 가
가	(가)
	가 가
	가
	(“CFD”)
	(CFD) 가
	, 가 ,
	, , , ,
	가 ,

	<p>() 가</p> <p>가 가</p> <p>()</p> <p>가 (1)</p> <p>(3) 가</p> <p>가 가</p> <p>가 (“ ”)</p> <p>(pair trading)</p> <p>/ /</p> <p>(currency peg mechanisms)</p> <p>) 가</p> <p>가 ,</p> <p>가</p> <p>가</p> <p>가</p> <p>가</p> <p>가</p>
	<p>가 가 가 , 가</p> <p>100% (</p>
	<p>가 가</p>
	<p>가</p>

[illegible]

	Reference Rates Committee) 2017 LIBOR RP Secured Overnight Financing Rate ("SOFR") 2018 SOFR가 가 , SONIA
가	가 , 가) (. 가 가 , , 가 , 가 가 , 가 가 , 가 (, , , (,) 가) 가 (가) 가 가 가 가 가 가 가) 가 가 가 가 가 가 가 가 가 가 가 가 가 가
	, 가 , , 가 ,
	가

							ABS/ MBS/ ABCPs			ESG						ETF			
1.						○	○				○			○					○
2.						○	○			○				○					○
3.						○	○				○			○					○
4.						○	○				○			○					○
5.						○	○			○									
6.						○	○			○				○					○
7.						○	○			○				○					○
8.						○	○			○				○					
9.			○	○		○	○	○		○		○	○	○	○		○	○	○
10.				○		○	○			○		○		○					○
11.		○				○	○					○		○					○
12.						○	○		○			○		○					○
13.						○	○					○		○					○
14.						○	○					○		○					○
15.						○	○												○
16.						○	○												
17.						○	○				○			○					○
18.	가					○	○			○	○	○		○	○				○
19.						○	○					○		○					○
20.	ESG		○				○	○		○	○	○	○	○				○	○
21.						○	○			○									
22.							○												
23.							○												
24.							○												
25.						○	○												○
26.						○	○			○		○		○	○	○			○
27.						○	○					○		○	○				○
28.						○	○			○		○		○	○	○			○
29.						○	○					○		○	○				○
30.						○	○			○		○		○	○	○			○
31.						○	○					○		○	○				○
32.			○	○						○		○	○	○	○				
33.			○	○				○		○				○	○				
34.			○	○						○		○	○	○	○			○	
35.			○	○				○		○			○	○					
36.			○	○	○			○		○		○	○	○	○		○	○	○
37.			○	○	○			○		○			○	○					
38.			○	○	○			○		○			○	○					○
39.			○	○						○		○	○	○	○			○	○
40.			○	○	○			○		○			○	○				○	○
41.			○	○	○			○		○			○	○				○	○
42.			○		○			○					○	○					
43.			○	○	○			○		○		○	○	○				○	○
44.			○	○				○		○			○	○					
45.			○					○					○	○				○	
46.			○		○			○		○			○	○				○	○

	가 (R) (R) 가
	가, 가 가 가 / 가 가
	가 " 가 " 가 가 가 가 가 가 가 가 가 가 가 (fixed income securities) 가 (fixed income securities)
	" (high-yield)" 가, 가
("ABS")	() ABS , (,) ABS / 가 ABS ABS MBS (가 가) (level of rotation) 가 ABS ABS ABS , ABS 가 가 가 ABS 가 ABS 가 가

	<p>(Whole Business Securitisation)(“WBS”)</p> <p>가 (/ 가) () 가 .</p> <p>(mortgage-backed securities, “MBS”)</p> <p>/ 가</p> <p>/</p> <p>가 MBS</p> <p>MBS MBS 가 (refinance) MBS</p> <p>. MBS MBS가</p> <p>가 가 가</p> <p>가 MBS (fixed income securities) MBS 가 가 MBS</p> <p>MBS 가</p> <p>가 가 MBS 가</p> <p>가 가</p> <p>가 MBS</p> <p>(commercial mortgage-backed securities, “CMBS”)</p> <p>CMBS . CMBS</p> <p>가 CMBS</p> <p>가 가 CMBS</p> <p>(collateralized mortgage obligations, “CMO”)</p> <p>CMO CMO CMO</p> <p>()</p> <p>가 CMO CMO 가 가</p> <p>가 CMO CMO</p> <p>가 CMO 가 CMO</p> <p>가 CMO 가</p>
--	---

	<p>" " (" ")</p> <p>(Ginnie Mae, Fannie Mae Freddie Mac)</p> <p>가 가 가</p> <p>가 가</p> <p>가</p> <p>가 (</p> <p>)</p> <p>가</p> <p>가</p>
	<p>가 가</p>
	<p>가</p> <p>가</p>
	<p>가</p> <p>가 가</p> <p>(가)</p>
	<p>/ / 가 가 가</p> <p>가</p> <p>가</p> <p>가 가</p> <p>가</p> <p>(</p> <p>)</p> <p>가</p>

	<p>가 . 1979</p> <p>가 , 가</p> <p>가 , 가 A /</p> <p>가</p> <p>가 가 ,</p> <p>) 가 가 가 (USD</p> <p>RQFII ("CNY")가 ("CNH") CNH 가 CNY 가 (market force) 가 (CHN) (CNY)</p>
	<p>가</p> <p>- 가</p> <p>가 / 가</p> <p>가 가</p> <p>가 가</p> <p>가 가</p> <p>가 () ()</p> <p>-</p> <p>-</p> <p>가 (가) 가</p> <p>MICEX-RTS 가 가 10%</p>
(Brexit)	<p>2020 1 31 (Transition Period)</p> <p>2020 12 31 (Transition Period)</p> <p>(Transition Period)</p> <p>(Transition Period)</p>

ESG	<p>ESG ESG ESG 가 ESG , ESG ESG</p> <p>ESG ESG , ESG 가 ESG</p> <p>ESG ESG , ESG</p> <p>ESG ESG (ESG)</p> <p>ESG 가 ESG , ESG , ,</p> <p>” UN 2 “</p> <p>ESG ESG 가 ESG 가</p> <p>ESG ESG ,</p> <p>ESG 가 , 3 ESG</p> <p>가 가 ESG 가 ESG ESG / , ()</p> <p>ESG 가 , , ,</p>
MSCI ESG 가	<p>ESG ESG MSCI가 ESG</p> <p>MSCI 가 ESG /</p> <p>ESG / 가 (controversies score), 가 가 MSCI ESG 가</p>
RQFII	<p>RQFII “ ” “RQFII ”</p> <p>RQFII A BAMNA RQFII RQFII 가</p> <p>BlackRock Group RQFII ()</p> <p>“ ” RQFII ,</p> <p>가 :</p> <p>RQFII 가 ,</p> <p>RQFII RQFII RQFII 가</p> <p>가 RQFII RQFII RQFII 가</p> <p>RQFII (RQFII 가) RQFII</p> <p>RQFII RQFII , RQFII RQFII RQFII</p>

	<p>RQFII RQFII RQFII RQFII가</p> <p>A ,</p> <p>(i) RQFII 가</p> <p>10% (RQFII가</p> <p>), (ii) (RQFII</p> <p>30% QFII RQFII) A</p> <p>(ii) , RQFII “ A ”</p> <p>, RQFII A A RQFII</p> <p>A</p> <p>/ 가</p> <p>A</p> <p>RQFII RQFII</p> <p>, RQFII 가</p> <p>RQFII 가</p> <p>A 가 A 가 ,</p> <p>10% 가 가 가 가 ()</p> <p>가 가 가 가 , (, RQFII</p> <p>가 A),</p> <p>RQFII RQFII RQFII 가 RQFII ()</p> <p>“RQFII ”) RQFII RQFII RQFII ()</p> <p>() RQFII RQFII</p> <p>RQFII RQFII</p> <p>RQFII 가 ()</p> <p>RQFII 가 RQFII</p> <p>RQFII RQFII RQFII RQFII</p> <p>RQFII , RQFII 가 , RQFII</p> <p>가</p> <p>RQFII</p> <p>() (“ RQFII ()” RQFII 가</p> <p>3 ,</p> <p>1</p> <p>, RQFII가 RQFII RQFII</p> <p>RQFII RQFII RQFII RQFII</p> <p>가 ,</p>
--	--

	<p>RQFII 가 , RQFII , RQFII 가 , RQFII () 가 가 , RQFII</p> <p>RQFII (lock-up period) (authenticity) 가 , RQFII () 가 RQFII 가 , RQFII (authenticity) RQFII , RQFII 가 RQFII가</p>
	<p>“ ” “ ” “ ”</p> <p>A</p> <p>“ 가 ” ,</p> <p>(Quota Limitations)</p> <p>“ 가 (,) . , A</p> <p>/ (beneficial ownership)</p> <p>(“HKSCC”) (“CCASS”) 가</p> <p>“ ” “ ”</p> <p>“ 가 (가) , 가</p> <p>(CSRC) 2015 5 15 “ - (SH-HK Stock Connect) FAQ : (Northbound Trading Link) 가? (nominee holder)” “ 가? (“ ”) 18 “ , (CSRC) “ (Shanghai-Hong Kong Stock Connect)</p>

	<p>(CSRC) ”) 13 (HKSCC) 가 “</p> <p>(CSRC) (HKSCC)</p> <p>(Northbound Trading Link) 가?</p> <p>가 (HKSCC)</p> <p>가, 119 “ ”</p> <p>가 가 (clearing links) 가 가 가</p> <p>가 (CSRC)가 가 가 가</p> <p>(“SEHK”), 가</p> <p>가 A 가</p> <p>(front-end monitoring) 가</p> <p>(,) A 가</p> <p>가 A () A (“</p> <p>가 (CCASS) 가 가</p> <p>가 A A</p> <p>(“SPSA”) (CCASS)</p>
--	--

			3	
8			16.29%	2
9			10.71%	3
10			17.44%	2
11			14.10%	3
12			15.80%	2
13			21.61%	2
14			25.66%	1
15			18.85%	2
16			15.49%	2
17			32.25%	1
18	가		19.42%	2
19			15.93%	2
20	ESG		7.56%	4
21			15.86%	2
22			18.82%	2
23			17.76%	2
24			18.45%	2
25			21.07%	2
26			28.46%	1
27			26.02%	1
28			32.87%	1
29			14.18%	3
30			25.49%	1
31			22.23%	2
32			6.11%	4
33			5.77%	4
34			11.98%	3
35			3.89%	5
36			3.99%	5
37			3.47%	5
38			9.23%	4
39			13.86%	3
40			8.78%	4
41			3.90%	5
42			2.29%	5
43			4.06%	5
44			1.63%	5
45			0.21%	6
46			0.67%	5
47			21.69%	2
48			15.75%	2
49			21.37%	2
50			14.47%	3
51			18.29%	2
52			18.63%	2
53			14.22%	3
54			14.20%	3
55			7.63%	4
56			6.43%	4
57			8.84%	4
58			18.22%	2
59			2.83%	5
60	A		-	2
61			-	2
62			-	4

			3	
63	가		3.41%	5
64			16.97%	2
65			-	2

1) 가 ,

2) (')가 (' ,)
A2 가 (')

3) A 2017 10 26 , 2017 10 16 ,
2018 2 6 , 2018 9 4
가 :

(3)

	1	2	3	4	5	6 ()
	25%	25%	15%	10%	5%	0.5%

1) , 3 (156) ()

2) .

(3)

1 ()	가 가 20%
2 ()	80%
3 ()	80% 20%
4 ()	50% 60%
5 ()	60%
6 ()	(MMF)

1) “ ” , REITs, (BB+) ,

2) “ ” (BBB-) , CP(A3) ,

3) “ ” , (A-) , CP(A2-) ,

4) 가

5) 가

6) 3

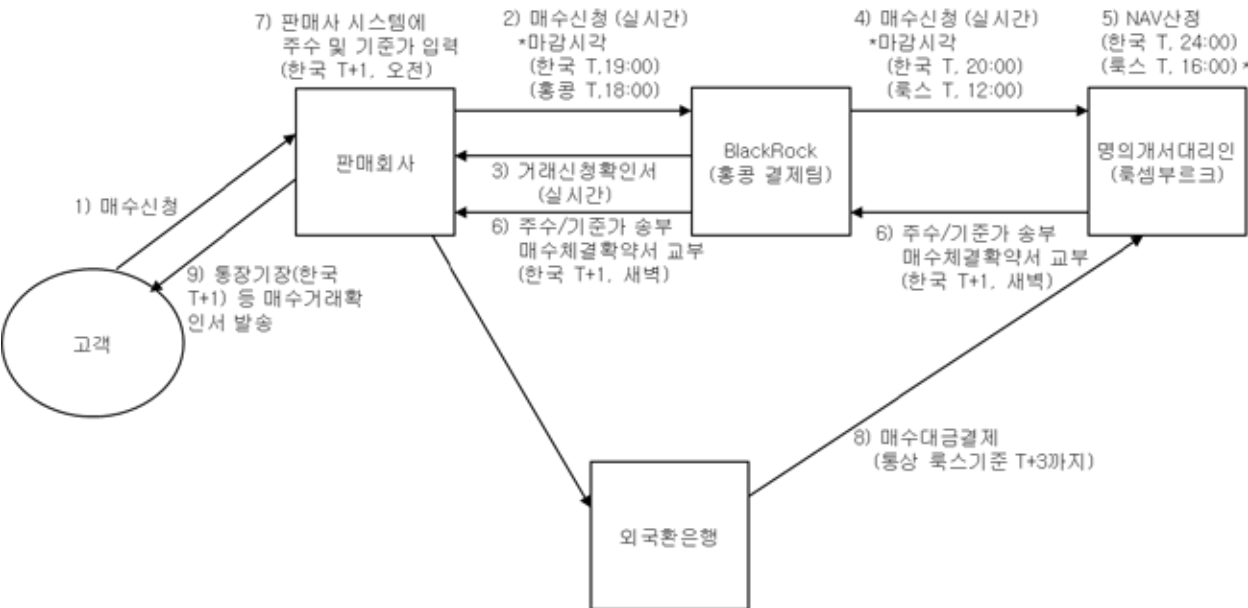
11. , , 가
가.

, , , , 가
, , 가

- 1)
- 2) 20:00 가 (12:00 (가))
- 3) 3 (T+3). 가

1 (T)	- ()
2 (T+1)	- (가)
3 (T+2)	-

*
*



()

1) ()

2) 20:00 가 (12:00 가)

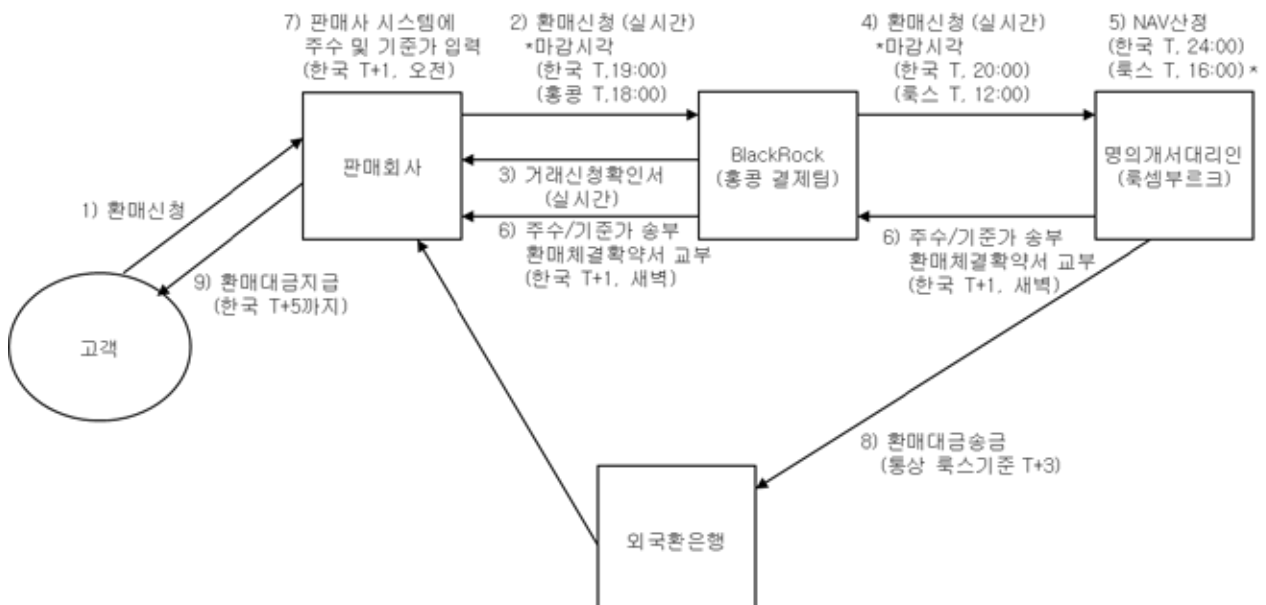
3) 가 가 ()

가 , 가 , 가

4) (T+3), 6 , 가

1 (T)	- ()
2 (T+1)	- (가)
6 (T+5)	-

*
*



1) 가

가

2) 가

3) , 가 가 , ,

4) I, J, X () 가 (,)

(“ ”) 280 1). (17

- (1)
- 1) 2,500 , 가 1,000
100 200 가
- 2) 가 가 1,000 2,500
- 3) 가 가 2,500 , 가 1,000
- 4)

(X)	()	()
US\$ 1,000 X < US\$ 100,000	1.50%	1.20%
US\$ 100,000 X < US\$ 1,000,000	1.00%	1.00%
US\$ 1,000,000 X	0.75%	0.75%

1) X () :
2) :

		()	()
	USD 100,000	1,5%	1.2%
	USD 100,000 ~ USD 1,000,000	1.2%	1.0%
	USD 1,000,000	0.5%	0.5%
	1 6	1.5%	
	7	1.0%	

1) 1,000 2,500 , 가

2) 가 1,000 가 2,500

3) 가 2,500 가 500

4)

	()		
USD 100,000	1.50%	1.20%	0.25%
USD 100,000 USD 1,000,000	1.00%	0.80%	0.15%
USD 1,000,000 USD 3,000,000	0.50%	0.40%	0.10%
USD 3,000,000	0.30%	0.20%	0.05%

)

5) 25 25 1.0% 1.0%

6) 2% 가

* 2014 12 31 NH

(4) 1) 2,500 1,000 가 1,000 가 100

2) 가 1,000 가 2,500 가 가

3) 가 2,500 가 1,000 가 2,500 가

4) ()

(X)	/	
US\$ 1,000 X < US\$ 100,000	1.50%	1.20%
US\$ 100,000 X < US\$ 1,000,000	1.00%	0.80%
US\$ 1,000,000 X	0.75%	0.75%

1) X () :
 2) :

	/	
1 -24	1.50%	1.20%
25	1.50%	1.20%

5) 25 25 1.0% 1.0% 가 가

6) 2% 가

(5) 1) 2,500 , 가 1,000 가 100

2) 가 가 1,000 2,500

3) 가 가 2,500 1,000 가 가 2,500 가 1,000

4) ()

(X)	/	
US\$ 1,000 X < US\$ 100,000	2.00%	1.50%
US\$ 100,000 X < US\$ 1,000,000	1.00%	1.00%
US\$ 1,000,000 X	0.75%	0.75%

1) X () :
 2) :

- 2) 가 100 (가 250)
- 3) 가 250 (가 100)
- 4)

	/	
1	1.30%	1.00%
1 5	0.90%	0.90%
5 10	0.75%	0.75%
10 50	0.50%	0.50%
50	0.30%	0.30%

(Regular Savings Plan)

	/	
1 -12	1.30%	1.00%
13	0.90%	0.90%

- 5) 25,000 25,000 0.5% 가 0.5%
- 6) 2% 가
- (8)
- 1) 2,500 , 가 1,000 가 100
- 2) 가 1,000 2,500 가
- 3) 가 2,500 , 가 1,000
- 4)

(13)

- 1) 2,500 , 가 1,000 가 100
- 2) 가 가 1,000 2,500
- 3) 가 2,500 가 1,000
- 4) ()

(X)		
	,	1.4%
		1.0%
	1~6	1.4%
	7~18	1.2%
	19~36	1.0%
	37	0.8%

)

- 5)
- 6) 2% 가

(14) HSBC

- 1) 300 () 가 100 (가 50 ()
- 2) 가 100 (가 100 (가
- 3) 가 가 100 (300 (가 100 ()

4)

(

)

			/	
USD	JPY	EUR		
US\$ 100,000	¥ 10,000,000	€ 65,000	1.50%	1.20%
US\$ 100,000	¥ 10,000,000	€ 65,000	1.00%	1.00%
US\$ 1,000,000	¥ 100,000,000	€ 650,000		
US\$ 1,000,000	¥ 100,000,000	€ 650,000	0.75%	0.50%

5)

1.0%

가

가

6)

2%

가

)

2013. 11. 4.

(15)

1)

가 500 2,500 2,500
100 100 100 100 가

2)

가 가 500 500
2,500 가 가 2,500

3)

가 가 2,500 2,500
2,500 2,500 가 500 500 가

4)

()

		/	/		
< >	USD 1,000 USD 100,000	1.50%	1.20%	0.25%	
	USD 100,000 USD 1,000,000	1.00%	1.00%	0.15%	
	USD 1,000,000	0.50%	0.50%	0.10%	
< >	1 - 24	1.50%	1.20%	0.25%	
	25	1.00%	1.00%	0.15%	

	: 1.50-2.00% : 0.75-1.50% : 1.35-1.50% : 0.60%
	: 0.0024%-0.45% : 5.5 -124
	* 0.25%
	* 가 가

1) "6. " " . "

2) 가

가 1,000 (2020 12 31 , :)

(1)

		1	2	3	5	10
A2	.	385,654	578,668	781,334	1,217,571	2,513,942
	()					

(2)

		1	2	3	5	10
A2	.	383,625	574,530	774,980	1,206,450	2,488,653
	()					

(3)

		1	2	3	5	10
A2	.	406,958	622,122	848,044	1,334,341	2,779,477
	()					

(4)

		1	2	3	5	10
A2	.	388,697	584,876	790,864	1,234,252	2,551,876
	()					

(5)

		1	2	3	5	10
A2	.	384,639	576,599	778,157	1,212,010	2,501,298
	()					

(6)

		1	2	3	5	10
A2	.	383,625	574,530	774,980	1,206,450	2,488,653
	()					

(7)

		1	2	3	5	10
A2	.	384,639	576,599	778,157	1,212,010	2,501,298
	()					

(8)

		1	2	3	5	10
A2	.	383,625	574,530	774,980	1,206,450	2,488,653
	()					

(9)

		1	2	3	5	10
A2	.	379,567	566,253	762,273	1,184,208	2,438,075
	()					

(10)

		1	2	3	5	10
A2	.	386,668	580,737	784,510	1,223,131	2,526,587
	()					

(11)

		1	2	3	5	10
A2	.	384,639	576,599	778,157	1,212,010	2,501,298
	()					

(12)

		1	2	3	5	10
A2	.	383,625	574,530	774,980	1,206,450	2,488,653
	()					

(13)

		1	2	3	5	10
A2	.	388,697	584,876	790,864	1,234,252	2,551,876
	()					

(14)

		1	2	3	5	10
A2	.	404,929	617,983	841,691	1,323,220	2,754,188
	()					

(15)

		1	2	3	5	10
A2	.	386,668	580,737	784,510	1,223,131	2,526,587
	()					

(16)

		1	2	3	5	10
A2	.	386,668	580,737	784,510	1,223,131	2,526,587
	()					

(17)

		1	2	3	5	10
A2	.	414,060	636,606	870,281	1,373,265	2,867,988
	()					

(18) 가

		1	2	3	5	10
A2	.	401,886	611,776	832,161	1,306,539	2,716,254
	()					

(19)

		1	2	3	5	10
A2	.	393,770	595,222	806,747	1,262,055	2,615,098
	()					

(20) ESG

		1	2	3	5	10
A2	.	348,117	502,107	663,796	1,011,833	2,046,096
	()					

(21)

		1	2	3	5	10
A2	.	384,639	576,599	778,157	1,212,010	2,501,298
	()					

(22)

		1	2	3	5	10
A2	.	384,639	576,599	778,157	1,212,010	2,501,298
	()					

(23)

		1	2	3	5	10
A2	.	383,625	574,530	774,980	1,206,450	2,488,653
	()					

(24)

		1	2	3	5	10
A2	.	383,625	574,530	774,980	1,206,450	2,488,653
	()					

(25)

		1	2	3	5	10
A2	.	385,654	578,668	781,334	1,217,571	2,513,942
	()					

(26)

		1	2	3	5	10
A2	.	408,987	626,260	854,397	1,345,462	2,804,766
	()					

(27)

		1	2	3	5	10
A2	.	385,654	578,668	781,334	1,217,571	2,513,942
	()					

(28)

		1	2	3	5	10
A2	.	407,973	624,191	851,221	1,339,902	2,792,121
	()					

(29)

		1	2	3	5	10
A2	.	383,625	574,530	774,980	1,206,450	2,488,653
	()					

(30)

		1	2	3	5	10
A2	.	408,987	626,260	854,397	1,345,462	2,804,766
	()					

(31)

		1	2	3	5	10
A2	.	383,625	574,530	774,980	1,206,450	2,488,653
	()					

(32)

		1	2	3	5	10
A2	.	322,755	450,376	584,379	872,820	1,729,984
	()					

(33)

		1	2	3	5	10
A2	.	302,465	408,992	520,845	761,610	1,477,094
	()					

(34)

		1	2	3	5	10
A2	.	349,132	504,176	666,973	1,017,393	2,058,740
	()					

(35)

		1	2	3	5	10
A2	.	298,407	400,715	508,139	739,368	1,426,516
	()					

(36)

		1	2	3	5	10
A2	.	323,769	452,445	587,556	878,381	1,742,628
	()					

(37)

		1	2	3	5	10
A2	.	299,421	402,784	511,315	744,929	1,439,160
	()					

(38)

		1	2	3	5	10
A2	.	347,103	500,038	660,620	1,006,272	2,033,451
	()					

(39)

		1	2	3	5	10
A2	.	329,856	464,861	606,616	911,744	1,818,495
	()					

(40)

		1	2	3	5	10
A2	.	347,103	500,038	660,620	1,006,272	2,033,451
	()					

(41)

		1	2	3	5	10
A2	.	309,566	423,476	543,082	800,534	1,565,605
	()					

(42)

		1	2	3	5	10
A2	.	302,465	408,992	520,845	761,610	1,477,094
	()					

(43)

		1	2	3	5	10
A2	.	309,566	423,476	543,082	800,534	1,565,605
	()					

(44)

		1	2	3	5	10
A2	.	290,291	384,161	482,725	694,884	1,325,360
	()					

(45)

		1	2	3	5	10
A2	.	243,624	288,977	336,598	439,101	743,713
	()					

(46)

		1	2	3	5	10
A2	.	289,276	382,092	479,548	689,324	1,312,715
	()					

(47)

		1	2	3	5	10
A2	.	386,668	580,737	784,510	1,223,131	2,526,587
	()					

(48)

		1	2	3	5	10
A2	.	383,625	574,530	774,980	1,206,450	2,488,653
	()					

(49)

		1	2	3	5	10
A2	.	384,639	576,599	778,157	1,212,010	2,501,298
	()					

(50)

		1	2	3	5	10
A2	.	386,668	580,737	784,510	1,223,131	2,526,587
	()					

(51)

		1	2	3	5	10
A2	.	388,697	584,876	790,864	1,234,252	2,551,876
	()					

(52)

		1	2	3	5	10
A2	.	389,712	586,945	794,040	1,239,813	2,564,520
	()					

(53)

		1	2	3	5	10
A2	.	384,639	576,599	778,157	1,212,010	2,501,298
	()					

(54)

		1	2	3	5	10
A2	.	384,639	576,599	778,157	1,212,010	2,501,298
	()					

(55)

		1	2	3	5	10
A2	.	378,552	564,184	759,097	1,178,647	2,425,431
	()					

(56)

		1	2	3	5	10
A2	.	312,610	429,684	552,612	817,215	1,603,539
	()					

(57)

		1	2	3	5	10
A2	.	371,451	549,699	736,860	1,139,724	2,336,919
	()					

(58)

		1	2	3	5	10
A2	.	385,654	578,668	781,334	1,217,571	2,513,942
	()					

(59)

		1	2	3	5	10
A2	.	300,436	404,853	514,492	750,489	1,451,805
	()					

(60) A

		1	2	3	5	10
A2	.	388,697	584,876	790,864	1,234,252	2,551,876
	()					

(61)

		1	2	3	5	10
A2	.	391,741	591,084	800,394	1,250,934	2,589,809
	()					

(62)

		1	2	3	5	10
A2	.	377,538	562,114	755,920	1,173,087	2,412,786
	()					

(63) 가

		1	2	3	5	10
A2	.	300,436	404,853	514,492	750,489	1,451,805
	()					

(64)

		1	2	3	5	10
A2	.	389,712	586,945	794,040	1,239,813	2,564,520
	()					

(65)

		1	2	3	5	10
A2	.	382,610	572,461	771,804	1,200,889	2,476,009
	()					

* 가 1,000 (OCF)
1, 2, 3, 5, 10
, 5%, (OCF) 가
,
2%

14.

가.

1)

a)

(Asia Pacific Equity Income Fund)
(Emerging Markets Equity Income Fund)
(Dynamic High Income Fund)
(European Equity Income Fund)
(Global Equity Income Fund)
(Global Multi-Asset Income Fund)
(Natural Resources Growth & Income Fund)
(Systematic Global Equity High Income Fund)

S, R, Y

“G”가

(S)

가

(S)

(b)

(Systematic Global Equity High Income Fund)

(Q)

가

가

()

가

가

2)

3)

4)

Consignations

30

가

Caisse des

(1)

가

(-)

(2011. 2.

15.4%,

14.0%),

가

(,

)

2,000

, 2,000

38.5%(2012

36.3%

)

(

).

24.2%(2012

22.0%

)

(2)

1)

, 가

가

가 0.05% (

가 0.01%)

가

2)

가 (,
가
, 2011 1 1

(3) FATCA

FATCA
(Hiring Incentives to Restore Employment Act)
(Foreign Account Tax Compliance Act)(“FATCA”) 가 FATCA
(“ ” “FFI”) 30%
(“
”) Administration des Contributions Directes(“ACD”
(ACD
ACD (ACD),
가 FATCA 가 FACTA
30% 가 ()
가
(“OECD”)가 (Common Reporting
Standard for Automatic Exchange of Financial Account Information)
()
ACD (ACD).

B 4

15. .

가.

1.

가 9 1 8 31 .

가.

[2]

[2]

2.

[2]

“ ”

3.

가.

4.

가. ()

[3]

1) _____.

2) _____.

3) _____.

_____.

_____.

. ()

[3]

1) _____.

2) _____.

3) _____.

_____.

_____.

. _____.

“ 4 ” “1.

” “ . ”

4 .

1.

가.

	() (BlackRock (Luxembourg) S.A.)
	35A, avenue J.F. Kennedy, L-1855 Luxembourg, Grand Duchy of Luxembourg
	2010 15
	100%

2 (:)

(1)

	2019. 12. 31.	2018. 12. 31.
	852,040	-
	309,718	301,206
	-	11
가	26,959	27,573
	336,677	328,790
	1,188,717	328,790
	6,310	6,310
	72	32
	100,000	
	23,950	22,799
	23,365	125,408
	153,697	154,549
	852,040	-
	182,980	174,195
	-	46
	182,980	174,241
	1,035,020	174,241
	1,188,717	328,790

(2)

	2019. 12. 31.	2018. 12. 31.
	1,534,362	1,629,189
가	(1,468,372)	(1,561,132)
	65,990	68,057
	(12,684)	(12,011)
	53,306	56,046
	2,740	736
/()	(2,142)	(2,407)
	53,904	54,375
	(773)	(351)
	53,131	54,024

(2020. 12. 31.)

(:)		
(Asian Dragon Fund)	USD 1,883	USD
(Asian Tiger Bond Fund)	USD 5,228	USD
(Continental European Flexible Fund)	EUR 5,987	EUR
(Emerging Europe Fund)	EUR 622	EUR
(Emerging Markets Bond Fund)	USD 1,789	USD
(Emerging Markets Fund)	USD 1,977	USD
(Euro Bond Fund)	EUR 5,244	EUR
(Euro Corporate Bond Fund)	EUR 3,487	EUR
(Euro Short Duration Bond Fund)	EUR 9,612	EUR
(Euro-Markets Fund)	EUR 1,596	EUR
(European Fund)	EUR 1,275	EUR
(European Special Situations Fund)	EUR 1,265	EUR
(European Value Fund)	EUR 855	EUR
(Fixed Income Global Opportunities Fund)	USD 10,282	USD
(Global Allocation Fund)	USD 15,652	USD
(Global Dynamic Equity Fund)	USD 396	USD
(Systematic Global Equity High Income Fund)	USD 1,396	USD
(Global Government Bond Fund)	USD 833	USD
(Global High Yield Bond Fund)	USD 1,907	USD
(Global Long-Horizon Equity Fund)	USD 661	USD
(Systematic Global SmallCap Fund)	USD 216	USD
(India Fund)	USD 419	USD
(Japan Small&MidCap Opportunities Fund)	JPY 23,950	JPY
(Japan Flexible Equity Fund)	JPY 15,331	JPY
(Latin American Fund)	USD 942	USD
(Emerging Markets Local Currency Bond Fund)	USD 2,451	USD
가 (Sustainable Energy Fund)	USD 3,992	USD
(Pacific Equity Fund)	USD 68	USD
(US Dollar Reserve Fund)	USD 581	USD
ESG (ESG Multi-Asset Fund)	EUR 1,634	EUR
(United Kingdom Fund)	GBP 234	GBP
(US Basic Value Fund)	USD 573	USD
(US Dollar Bond Fund)	USD 973	USD
(US Dollar High Yield Bond Fund)	USD 3,401	USD

(:)		
	(US Dollar Short Duration Bond Fund)	USD 1,660 USD
	(US Flexible Equity Fund)	USD 1,243 USD
	(US Government Mortgage Fund)	USD 148 USD
	(US Growth Fund)	USD 581 USD
	(US Small&MidCap Opportunities Fund)	USD 192 USD
	(World Bond Fund)	USD 1,423 USD
	(World Energy Fund)	USD 2,163 USD
	(World Financials Fund)	USD 750 USD
	(World Gold Fund)	USD 6,321 USD
	(World Healthscience Fund)	USD 11,072 USD
	(World Mining Fund)	USD 5,566 USD
	(World Technology Fund)	USD 10,723 USD
	(China Fund)	USD 1,173 USD
	(Nutrition Fund)	USD 96 USD
	(Natural Resources Growth & Income Fund)	USD 116 USD
	(European Focus Fund)	EUR 360 EUR
	(Asia Pacific Equity Income Fund)	USD 217 USD
	(Emerging Markets Equity Income Fund)	USD 556 USD
	(European Equity Income Fund)	EUR 1,826 EUR
	(Global Equity Income Fund)	USD 1,028 USD
	(Global Multi-Asset Income Fund)	USD 6,767 USD
	(Global Corporate Bond Fund)	USD 2,210 USD
	(Emerging Markets Corporate Bond Fund)	USD 800 USD
	(Asian Growth Leaders Fund)	USD 1,650 USD
	(China Bond Fund)	RMB 34,460 RMB
	A (Systematic China A-Share Opportunities Fund)	USD 595 USD
	(China Flexible Equity Fund)	USD 27 USD
	(Dynamic High Income Fund)	USD 3,213 USD
가	(Global Inflation Linked Bond Fund)	USD 185 USD
	(World Real Estate Securities Fund)	USD 144 USD
	(Next Generation Technology Fund)	USD 2,978 USD

2.

1		(SEC : 107105) BlackRock Financial Management, Inc., Park Avenue Plaza 55 East 52nd Street, New York, NY 10055, USA
2		(SEC : 119293) BlackRock Investment Management, LLC 100 Bellevue Parkway, Wilmington, Delaware 19809 USA
3		() (FCA : 108928) BlackRock Investment Management (UK) Limited 12 Throgmorton Avenue, London EC2N 2DL, UK
4		(가) BlackRock (Singapore) Limited #18-01 Twenty Anson, 20 Anson Road, Singapore, 079912

1) ()

2) 100% .

(BlackRock Financial Management, Inc.,)	(US Dollar Bond Fund)
	(US Dollar High Yield Bond Fund)
	(US Dollar Short Duration Bond Fund)
	(US Dollar Reserve Fund)
	(US Government Mortgage Fund)
	(Dynamic High Income Fund)
(BlackRock Investment Management (UK) Limited)	(Asian Dragon Fund)
	(Continental European Flexible Fund)
	(Emerging Europe Fund)
	(Euro Bond Fund)
	(Euro Corporate Bond Fund)
	(Euro Short Duration Bond Fund)
	(Euro-Markets Fund)
	(European Fund)
	(European Special Situations Fund)
	(European Value Fund)
	(India Fund)
	(Japan Small&MidCap Opportunities Fund)
	(Japan Flexible Equity Fund)
	가 (Sustainable Energy Fund)
	(Pacific Equity Fund)
	ESG (ESG Multi-Asset Fund)
	(United Kingdom Fund)
	(World Energy Fund)
	(World Financials Fund)
	(World Gold Fund)
	(World Mining Fund)
	(China Fund)
	(Nutrition Fund)
	(Natural Resources Growth & Income Fund)
	(World Technology Fund)
	(European Focus Fund)
	(Asia Pacific Equity Income Fund)
	(European Equity Income Fund)
	(Global Equity Income Fund)
	(Asian Growth Leaders Fund)
	(Systematic Global Equity High Income Fund)
	(China Bond Fund)
	(China Flexible Equity Fund)
() +	(Global Government Bond Fund)
	(World Bond Fund)
	(Global Multi-Asset Income Fund)
	(Global Corporate Bond Fund)
	가 (Global Inflation Linked Bond Fund)
(BlackRock Investment Management, LLC)	(Global Allocation Fund)
	(Global Dynamic Equity Fund)
	(Global Long-Horizon Equity Fund)
	(Systematic Global SmallCap Fund)
	(Latin American Fund)
	(US Basic Value Fund)
	(US Flexible Equity Fund)
	(US Growth Fund)
	(US Small&MidCap Opportunities Fund)
	(World Healthscience Fund)
	A (Systematic China A-Share Opportunities Fund)
	(Next Generation Technology Fund)

(가) (BlackRock (Singapore) Limited)	(Asian Tiger Bond Fund)
	(China Bond Fund)
() + (가)	(Emerging Markets Bond Fund)
	(Emerging Markets Local Currency Bond Fund)
	(Emerging Markets Corporate Bond Fund)
() +	(Emerging Markets Equity Income Fund)
	(Emerging Markets Fund)
+ () + (가)	(Global High Yield Bond Fund)
	(Fixed Income Global Opportunities Fund)
+ () + (가)	(World Real Estate Securities Fund)

3.

(1)

	/ , (The Bank of New York Mellon SA/NV, Luxembourg Branch)
	2-4, rue Eugène Ruppert, L-2453 Luxembourg, Grand Duchy of Luxembourg
	, , 가

* RQFII : HSBC Bank (China) Company Limited

: 33rd Floor, HSBC Building, Shanghai ifc, 8 Century Avenue, Pudong, Shanghai, China 00120

(2)

	(J.P. Morgan Bank Luxembourg S.A.)
	6C, Route de Trèves, L-2633 Senningerberg, Grand Duchy of Luxembourg
	,

4. 가

5. 가

1.

가.

(1)

(2)

1)

a)

b)

(), () ()

c)

8

가

2)

1

가

3)

4)

5)

-

-

a)

b)

c)

d)

(

.)

- a) 가 , () 가
- b) 가
- c) 가
- d) 가
- e) ,

- .) 5 () .
- a) (.),
- b) .

(3)

1)

2)

“2010 ” 113 ,

3)

4)

가

5)

UCITS ()

, 가

a) 가 가 30 50,000,000 ,

b) 가

6)

가

(4)

(1)

1)

2)

(2)

Caisse des Consignations

30

가

280 3

가

가

1)

가

가

가

가

2)

47

가

3)

()

가

가

가

가

가 ()

가

가

가

1)

가

2)

(<http://www.kofia.or.kr>)

(1)

23 1

7 (7)

가

(

(

),

)

(

)

3

37 (

)

2 가

“

”

가

(2)

2

가

가

2.

가.

(1)

(2)

(1,250,000) 2/3 ,

(3)

가 가 100,000,000 (가) ()

(4)

가 가 30 50,000,000 (가)

가 ,
() 30
UCITS ()

(5)

(4)
UCITS ()
가

3.

(1)

(2)

3 1

가

가

(3) 가

가 , 가
가 15

4.

가.

가 10% 가 (,) (“ ”)
가 가)
UCITS 가 . 가 가가
가

5.

6. 가

가.

8 31
4
2
가
(1)

1)

가 , 5 11
가
3 1

2)

가 가 6 2
7-33 3
가

	가 가
	가
가	가
(Reserve Funds)	MMF ” 가 MMF(MMF)”
	가
	가
(SSE)	(Shanghai Stock Exchange)
(SZSE)	(Shenzhen Stock Exchange)
	가 가
(Bond Connect)	2017 7
	() 가 가 가 가 (Investor Services Team)
A	/
(China Interbank Bond Market)	
(ChinaClear)	A (China Securities Depository and Clearing Corporation Limited)
(CIBM) () (CIBM Funds)	(Asian Tiger Bond Fund), (Dynamic High Income Fund), (Emerging Markets Local Currency Bond Fund), ESG (ESG Multi-Asset Fund), (Fixed Income Global Opportunities Fund), (China Bond Fund), (Emerging Markets Bond Fund), (Emerging Markets Corporate Bond Fund), (Global Allocation Fund), (Global Multi-Asset Income Fund), (US Dollar Bond Fund), (US Dollar Short Duration Bond Fund), (Global Corporate Bond Fund), (Global Government Bond Fund), (World Bond Fund).
(SAFE)	(State Administration of Foreign Exchange of the PRC)
(CSRC)	(China Securities Regulatory Commission)
	40%
ESG	가 “ ” 3가 “ , , “ , ” () , “ ” ESG
ESG (ESG Fund)	ESG
ESG (ESG Provider)	ESG , , 가 / (3 , ESG , Blackrock)
EURIBOR	(European Money Markets Institute)가 (Euro Interbank Offered Rate)
	2
가	가 가

(Foreign Access Regime)	가
	가
(Global Industry Classification Standard)	MSCI Standard & Poor's가
	가 가
	가
HKEX	Hong Kong Exchanges and Clearing Limited
(HKSCC)	(Hong Kong Securities Clearing Company Limited)
(SEHK)	(Stock Exchange of Hong Kong)
(SFC)	(Securities and Futures Commission in Hong Kong)
가 (SFDR Regulation)	가 EU 2019/2088(,)
가 (Internal Credit Quality Assessment Procedure)	MMF 가 가
MMF	MMF 가 “VNAV MMF” MMF 가
MMF	2017/1131 (“MMF”) 2017 6 14 (EU)
(Stock Connects)	- (Shanghai-Hong Kong Stock Connect) - (Shenzhen-Hong Kong Stock Connect). (Stock Connects)
() (Stock Connects Funds)	(Asia Pacific Equity Income Fund), (Asian Dragon Fund), (Asian Growth Leaders Fund), A (Systematic China A-Share Opportunities Fund), (China Flexible Equity Fund), (China Fund), (Dynamic High Income Fund), (Emerging Markets Fund), (Emerging Markets Equity Income Fund), ESG (ESG Multi-Asset Fund), (Global Allocation Fund), (Global Dynamic Equity Fund), (Systematic Global Equity High Income Fund), (Global Equity Income Fund), (Global Long-Horizon Equity Fund), (Global Multi-Asset Income Fund), (Global SmallCap Fund), (Natural Resources Growth & Income Fund), 가 (Sustainable Energy Fund), (Nutrition Fund), (Pacific Equity Fund), (World Energy Fund), (World Financials Fund), (World Gold Fund), (World Healthscience Fund), (World Mining Fund), (World Real Estate Securities Fund), (World Technology Fund).
Caisse des Consignations	
CSSF	Commission de Surveillance du Secteur Financier in Luxembourg
(PBOC)	
QFII	
RMB	
RQFII	
RQFII () (RQFII Access Funds)	(Asian Dragon Fund), (Asian Growth Leaders Fund), (Asia Pacific Equity Income Fund), (Asian Tiger Bond Fund), (China Fund), A (Systematic China A-Share Opportunities Fund), (China Flexible Equity Fund), (Emerging Markets Local Currency Bond Fund), (Pacific Equity Fund), (China Bond Fund).
RQFII	HSBC Bank (China) Company Limited 가 A / RQFII
RQFII 가	RQFII CSRC가
RQFII 가	RQFII 가
UCITS	Undertakings for Collective Investment in Transferable Securities 가
UCITS (UCITS Directive)	(UCITS) 2009 7 13 2009/65/EC

(1) (:)

		2020. 8. 31	2019. 8. 31	2018. 8. 31
	가	1,731,438,080	2,215,976,238	3,364,790,729
	가	2,071,812,517	2,337,352,199	3,639,958,779
		-	39	-
		2,079,020,418	2,345,206,716	3,699,684,589
		20,212,721	15,486,321	37,664,905
		2,058,807,697	2,329,720,395	3,662,019,684
		2,329,720,395	3,662,019,684	4,232,348,277
		38,453,544	52,583,261	86,907,113
		30,492,291	42,210,413	72,022,848
	()	7,961,253	10,372,848	14,884,265
		106,300,363	35,537,195	413,048,337
		221,775,944	(154,576,824)	(480,484,381)
		336,037,560	(108,666,781)	(52,551,779)
		700,652,409	908,854,590	2,576,978,365
		(1,303,608,277)	(2,128,578,007)	(3,089,502,747)
		2,058,807,697	2,329,720,395	3,662,019,684

(2) (:)

		2020. 8. 31	2019. 8. 31	2018. 8. 31
	가	3,921,898,794	2,761,300,368	2,282,454,976
	가	4,044,026,993	2,838,618,013	2,199,074,737
		35,394	33,760	35,265
		4,318,578,560	3,079,375,411	2,563,258,516
		100,554,128	61,974,415	41,278,521
		4,218,024,432	3,017,400,996	2,521,979,995
		3,017,400,996	2,521,979,995	3,392,743,896
		156,428,878	125,183,973	144,516,801
		37,520,666	27,939,492	38,265,137
	()	118,908,212	97,244,481	106,251,664
		28,808,775	(59,328,123)	(82,221,341)
		66,950,379	158,655,295	(156,893,737)
		214,667,366	196,571,653	(132,863,414)
		3,291,444,113	1,839,339,209	1,936,871,427
		(2,204,979,810)	(1,468,212,651)	(2,584,559,421)
		4,218,024,432	3,017,400,996	2,521,979,995

(3) (:)

		2020. 8. 31	2019. 8. 31	2018. 8. 31
	가	3,526,952,608	2,980,442,023	3,636,414,894
	가	4,555,638,304	3,543,523,908	4,189,606,221
		4,899,677	5,026,032	4,428,187
		4,594,920,255	3,572,033,339	4,209,219,633
		19,807,199	17,552,880	95,013,138
		4,575,113,056	3,554,480,459	4,114,206,495
		3,554,480,459	4,114,206,495	3,087,529,653
		40,461,310	58,179,595	60,007,055
		47,546,236	45,800,216	51,356,935
	()	(7,084,926)	12,379,379	8,650,120
		137,546,695	(38,055,403)	181,951,429
		456,002,254	16,835,460	189,668,159
		586,464,023	(8,840,564)	380,269,708
		2,187,155,967	1,583,608,520	2,430,105,117
		(1,752,058,056)	(2,129,274,558)	(1,780,452,289)
		4,575,113,056	3,554,480,459	4,114,206,495

(4) (:)

		2020. 8. 31	2019. 8. 31	2018. 8. 31
	가	569,913,338	706,966,204	851,233,419
	가	520,042,605	702,513,590	784,979,777
		919,766	911,267	1,367,525
		528,165,149	715,538,297	794,480,322
		5,034,944	11,229,023	3,791,644
		523,130,205	704,309,274	790,688,678
		704,309,274	790,688,678	988,357,206
		20,840,356	31,122,235	31,304,191
		12,472,551	16,543,995	20,220,269
	()	8,367,805	14,578,240	11,083,922
		(64,797,908)	36,191,859	58,996,685
		(46,655,976)	63,014,808	(137,865,576)
		(103,086,079)	113,784,907	(67,784,969)
		174,979,583	158,507,607	303,311,254
		(252,945,170)	(358,531,540)	(433,021,633)
		523,130,205	704,309,274	790,688,678

(5) (:)

		2020. 8. 31	2019. 8. 31	2018. 8. 31
	가	1,648,670,294	2,360,643,910	3,345,746,528
	가	1,562,659,425	2,333,305,566	3,166,839,422
		2,414	6,391	-
		1,736,295,288	2,547,166,560	3,312,353,406
		19,996,632	39,857,473	38,642,835
		1,716,298,656	2,507,309,087	3,273,710,571
		2,507,309,087	3,273,710,571	3,915,570,468
		102,990,420	155,222,477	187,622,655
		25,432,323	33,625,557	43,035,509
	()	77,558,097	121,596,920	144,587,146
		29,460,165	(106,910,611)	(114,024,671)
		(42,574,888)	140,590,568	(291,253,726)
		64,443,374	155,276,877	(260,691,251)
		1,011,257,670	1,514,577,138	2,801,623,895
		(1,845,785,384)	(2,413,368,745)	(3,146,942,547)
		1,716,298,656	2,507,309,087	3,273,710,571

(6) (:)

		2020. 8. 31	2019. 8. 31	2018. 8. 31
	가	1,184,546,757	720,544,376	705,287,257
	가	1,309,286,118	741,745,774	705,247,329
		135,499	25,023	7,665
		1,323,719,822	808,056,210	719,133,481
		12,280,337	6,485,014	11,205,020
		1,311,439,485	801,571,196	707,928,461
		801,571,196	707,928,461	656,607,248
		23,296,758	21,369,200	14,333,061
		15,284,906	11,150,769	11,891,819
	()	8,011,852	10,218,431	2,441,242
		23,579,274	9,468,541	95,838,249
		106,311,538	20,884,053	(103,950,730)
		137,902,664	40,571,025	(5,671,239)
		1,379,316,457	445,093,985	603,530,348
		(1,007,121,358)	(391,530,064)	(546,537,896)
		1,311,439,485	801,571,196	707,928,461

(7) (:)

		2020. 8. 31	2019. 8. 31	2018. 8. 31
	가	4,917,233,241	5,232,085,121	4,698,076,657
	가	5,100,012,129	5,643,089,565	4,694,483,659
		30,363	-	13,104
		5,173,044,616	5,764,985,664	4,864,245,426
		45,817,910	134,650,355	185,053,435
		5,127,226,706	5,630,335,309	4,679,191,991
		5,630,335,309	4,679,191,991	4,375,184,196
		49,147,558	62,014,113	58,120,929
		33,831,309	35,588,492	35,048,527
	()	15,316,249	26,425,621	23,072,402
		107,938,106	90,806,685	42,250,815
		(210,830,345)	396,917,921	(45,980,795)
		(87,575,990)	514,150,227	19,342,422
		2,849,094,975	3,137,075,840	3,140,736,874
		(3,263,888,409)	(2,699,012,102)	(2,855,490,243)
		5,127,226,706	5,630,335,309	4,679,191,991

(8) (:)

		2020. 8. 31	2019. 8. 31	2018. 8. 31
	가	3,378,425,591	2,830,371,665	1,869,795,460
	가	3,443,692,905	2,975,537,993	1,865,940,124
		42,530	18,005	9,305
		3,529,177,064	3,057,462,439	2,000,164,013
		45,643,280	76,940,330	79,203,875
		3,483,533,784	2,980,522,109	1,920,960,138
		2,980,522,109	1,920,960,138	1,553,497,424
		44,675,588	42,979,614	30,991,045
		21,792,110	17,528,684	13,567,545
	()	22,883,478	25,450,930	17,423,500
		28,986,931	25,825,816	19,527,486
		(66,387,445)	140,869,005	(32,253,695)
		(14,517,036)	192,145,751	4,697,291
		1,889,627,089	2,142,028,943	1,345,003,001
		(1,367,678,020)	(1,270,380,784)	(981,664,899)
		3,483,533,784	2,980,522,109	1,920,960,138

(9) (:)

		2020. 8. 31	2019. 8. 31	2018. 8. 31
	가	9,332,957,851	11,353,528,016	11,832,942,553
	가	9,378,411,405	11,542,288,677	11,775,273,103
		218,514	125,922	69,290
		9,549,098,127	12,064,775,237	12,005,521,632
		121,021,496	460,380,432	238,708,694
		9,428,076,631	11,604,394,805	11,766,812,938
		11,604,394,805	11,766,812,938	10,575,463,334
		60,357,145	97,804,072	102,027,115
		65,743,799	77,846,433	82,251,042
	()	(5,386,654)	19,957,639	19,776,073
		(17,270,149)	(82,028,193)	17,557,103
		(47,141,281)	165,085,634	(102,386,824)
		(69,798,084)	103,015,080	(65,053,648)
		4,875,733,674	8,022,447,538	9,238,224,381
		(6,982,237,084)	(8,287,660,468)	(7,981,523,824)
		9,428,076,631	11,604,394,805	11,766,812,938

(10) (:)

		2020. 8. 31	2019. 8. 31	2018. 8. 31
	가	1,227,538,880	1,664,301,795	3,205,552,746
	가	1,491,443,610	1,856,681,533	3,378,812,067
		1,099,260	1,702,705	4,160,087
		1,502,282,428	1,869,869,507	3,391,483,767
		4,680,405	7,342,831	43,880,372
		1,497,602,023	1,862,526,676	3,347,603,395
		1,862,526,676	3,347,603,395	3,020,386,936
		21,521,208	49,500,077	81,897,447
		24,053,943	33,840,092	50,643,959
	()	(2,532,735)	15,659,985	31,253,488
		14,565,974	(201,072,656)	53,740,725
		69,441,741	20,336,437	(55,908,396)
		81,474,980	(165,076,234)	29,085,817
		480,029,132	632,409,548	1,842,618,024
		(926,404,632)	(1,951,819,910)	(1,542,616,830)
		1,497,602,023	1,862,526,676	3,347,603,395

(11) (:)

		2020. 8. 31	2019. 8. 31	2018. 8. 31
	가	853,211,890	1,004,783,459	1,612,367,854
	가	1,104,575,726	1,141,690,877	1,711,822,221
		2,347,161	2,445,019	3,395,121
		1,122,858,975	1,150,927,125	1,730,095,552
		13,293,349	4,329,466	8,583,555
		1,109,565,626	1,146,597,659	1,721,511,997
		1,146,597,659	1,721,511,997	2,688,730,602
		12,567,425	35,177,372	51,599,327
		14,515,712	19,067,763	30,499,308
	()	(1,948,287)	16,109,609	21,100,019
		62,147,956	(30,691,950)	153,629,129
		110,857,935	40,708,854	(103,817,123)
		171,057,604	26,126,513	70,912,025
		207,149,875	185,014,814	558,802,987
		(415,237,378)	(785,995,833)	(1,596,867,073)
		1,109,565,626	1,146,597,659	1,721,511,997

(12) (:)

		2020. 8. 31	2019. 8. 31	2018. 8. 31
	가	871,493,979	995,557,599	1,133,107,850
	가	1,211,620,912	1,253,568,945	1,318,366,669
		1,708,678	1,663,650	1,655,908
		1,223,593,690	1,260,029,653	1,341,151,834
		4,442,264	6,898,755	12,484,919
		1,219,151,426	1,253,130,898	1,328,666,915
		1,253,130,898	1,328,666,915	1,275,147,791
		15,582,001	24,274,649	27,114,633
		16,792,992	16,742,554	19,413,962
	()	(1,210,991)	7,532,095	7,700,671
		26,200,846	(22,807,443)	47,682,681
		79,469,585	74,913,778	40,318,857
		104,459,440	59,638,430	95,702,209
		519,171,809	396,478,827	626,734,991
		(657,610,697)	(531,653,274)	(668,918,076)
		1,219,151,426	1,253,130,898	1,328,666,915

(13) (:)

		2020. 8. 31	2019. 8. 31	2018. 8. 31
	가	537,562,502	893,345,452	1,962,211,388
	가	566,156,933	877,483,740	2,004,189,923
		2,143,196	2,279,778	3,815,755
		571,224,387	883,984,038	2,019,102,320
		5,769,556	18,445,588	9,320,816
		565,454,831	865,538,450	2,009,781,504
		865,538,450	2,009,781,504	2,778,451,915
		15,991,782	54,047,341	69,621,532
		10,335,588	19,994,741	36,375,682
	()	5,656,194	34,052,600	33,245,850
		(30,426,789)	(94,825,471)	99,572,580
		43,188,597	(56,794,295)	(153,316,859)
		18,418,002	(117,567,166)	(20,498,429)
		203,224,198	166,303,335	720,483,414
		(521,658,906)	(1,192,612,128)	(1,468,360,844)
		565,454,831	865,538,450	2,009,781,504

(14) (:)

		2020. 8. 31	2019. 8. 31	2018. 8. 31
	가	8,646,959,773	8,265,357,898	10,664,072,180
	가	8,845,542,992	8,413,624,099	10,536,815,273
		59,460	10,358	10,820
		14,426,523,188	16,977,467,605	16,916,616,151
		4,679,583,856	7,234,935,200	5,086,742,384
		9,746,939,332	9,742,532,405	11,829,873,767
		9,742,532,405	11,829,873,767	9,265,244,959
		389,391,086	575,068,233	520,690,868
		140,738,336	234,010,724	203,847,044
	()	248,652,750	341,057,509	316,843,824
		245,297,558	(362,975,593)	(313,969,031)
		112,917,296	158,599,525	(155,541,155)
		606,867,604	136,681,441	(152,666,362)
		2,778,096,685	2,900,592,429	6,981,493,647
		(3,344,021,415)	(5,079,081,588)	(4,207,447,797)
		9,746,939,332	9,742,532,405	11,829,873,767

(15) (:)

		2020. 8. 31	2019. 8. 31	2018. 8. 31
	가	11,915,869,329	13,342,053,240	15,730,632,289
	가	14,214,491,858	14,261,067,802	17,187,815,037
		1,885,386	2,124,404	3,123,637
		14,784,101,965	14,487,350,041	17,589,943,920
		419,318,813	222,463,192	236,645,182
		14,364,783,152	14,264,886,849	17,353,298,738
		14,264,886,849	17,353,298,738	18,540,865,354
		218,601,700	353,974,528	373,730,976
		205,883,189	238,091,814	275,931,135
	()	12,718,511	115,882,714	97,799,841
		736,039,739	286,616,975	499,754,257
		1,500,897,555	(558,231,879)	(200,497,381)
		2,249,655,805	(155,732,190)	397,056,717
		2,213,355,201	1,649,155,106	4,067,819,557
		(4,351,743,835)	(4,557,232,935)	(5,628,617,435)
		14,364,783,152	14,264,886,849	17,353,298,738

(16) (:)

		2020. 8. 31	2019. 8. 31	2018. 8. 31
	가	280,461,673	565,979,336	671,231,786
	가	352,020,340	609,238,081	747,771,544
		93,881	126,728	150,720
		371,106,986	619,396,098	765,068,470
		9,120,297	4,843,187	10,478,289
		361,986,689	614,552,911	754,590,181
		614,552,911	754,590,181	628,573,716
		8,237,791	12,961,670	12,022,976
		6,723,703	7,887,288	9,866,376
	()	1,514,088	5,074,382	2,156,600
		68,003,051	7,044,996	58,553,242
		31,400,479	(32,940,574)	(10,146,865)
		100,917,618	(20,821,196)	50,562,977
		67,326,390	42,881,860	331,109,766
		(420,786,317)	(162,020,617)	(255,596,193)
		361,986,689	614,552,911	754,590,181

(17)

(:)

		2020. 8. 31	2019. 8. 31	2018. 8. 31
	가	1,166,339,473	1,355,587,623	1,341,719,074
	가	1,301,988,898	1,400,120,524	1,386,094,548
		390,444	419,481	390,658
		1,402,536,220	1,493,497,989	1,511,987,089
		25,912,213	26,827,084	26,225,309
		1,376,624,007	1,466,670,905	1,485,761,780
		1,466,670,905	1,485,761,780	1,019,668,887
		50,769,393	52,477,676	42,933,213
		22,937,864	24,391,926	21,861,179
	()	27,831,529	28,085,750	21,072,034
		(16,976,644)	(42,978,365)	56,798,187
		100,451,003	598,616	(13,822,720)
		111,305,888	(14,293,999)	64,047,501
		914,071,165	1,130,582,084	1,369,475,215
		(1,026,261,764)	(1,037,768,617)	(882,077,974)
		1,376,624,007	1,466,670,905	1,485,761,780

(18)

(:)

		2020. 8. 31	2019. 8. 31	2018. 8. 31
	가	844,120,256	669,358,008	546,662,634
	가	890,492,424	701,472,812	537,698,116
		9,886	9,318	21,426
		929,446,301	849,430,104	594,495,837
		8,580,188	109,535,456	3,475,908
		920,866,113	739,894,648	591,019,929
		739,894,648	591,019,929	760,875,689
		14,771,135	12,724,317	13,109,381
		7,901,001	5,364,818	5,162,297
	()	6,870,134	7,359,499	7,947,084
		43,412,491	(1,347,964)	(11,998,981)
		21,426,381	34,901,712	(27,675,001)
		71,709,006	40,913,247	(31,726,898)
		794,941,449	582,732,201	352,033,992
		(685,453,053)	(474,420,199)	(489,821,134)
		920,866,113	739,894,648	591,019,929

(19) (:)

		2020. 8. 31	2019. 8. 31	2018. 8. 31
	가	1,565,620,158	1,211,310,139	1,426,271,205
	가	1,586,249,517	1,196,106,266	1,389,832,776
		8,956	-	-
		1,668,866,206	1,242,391,258	1,503,921,279
		22,091,061	16,276,279	33,308,537
		1,646,775,145	1,226,114,979	1,470,612,742
		1,226,114,979	1,470,612,742	2,318,596,390
		74,041,851	77,069,486	105,185,550
		16,423,346	16,966,947	25,190,592
	()	57,618,505	60,102,539	79,994,958
		(9,130,958)	(44,829,053)	15,392,419
		47,694,041	15,818,637	(80,704,536)
		96,181,588	31,092,123	14,682,841
		1,124,873,927	569,373,885	1,018,650,312
		(766,781,968)	(809,635,337)	(1,840,355,483)
		1,646,775,145	1,226,114,979	1,470,612,742

(20) (:)

		2020. 8. 31	2019. 8. 31	2018. 8. 31
	가	422,343,530	342,679,792	264,089,727
	가	529,140,904	394,388,852	318,797,047
		244,241	214,081	136,781
		537,039,008	404,707,011	326,382,192
		3,958,457	998,496	688,657
		533,080,551	403,708,515	325,693,535
		403,708,515	325,693,535	296,643,221
		6,968,477	5,717,742	4,827,098
		8,926,252	6,420,118	5,762,558
	()	(1,957,775)	(702,376)	(935,460)
		33,030,922	30,083,270	11,492,176
		55,114,288	(3,009,089)	33,086,037
		86,187,435	26,371,805	43,642,753
		326,244,600	152,685,361	53,184,193
		(283,056,421)	(101,038,343)	(67,773,941)
		533,080,551	403,708,515	325,693,535

(21) (:)

		2020. 8. 31	2019. 8. 31	2018. 8. 31
	가	166,595,309	198,218,141	288,891,432
	가	174,456,676	192,991,336	296,377,313
		211,034	89,460	81,139
		182,660,552	205,314,496	307,332,025
		2,169,885	6,080,276	2,092,298
		180,490,667	199,234,220	305,239,727
		199,234,220	305,239,727	348,182,651
		3,113,441	4,800,759	6,884,000
		3,438,494	4,281,078	6,279,027
	()	(325,053)	519,681	604,973
		(3,516,435)	(12,637,623)	41,559,964
		13,219,717	(12,956,916)	(3,569,434)
		9,378,229	(25,074,858)	38,595,503
		30,605,694	30,218,268	100,585,787
		(58,727,476)	(111,148,917)	(182,124,214)
		180,490,667	199,234,220	305,239,727

(22) (:)

		2020. 8. 31	2019. 8. 31	2018. 8. 31
	가	350,775,742	381,186,151	521,793,081
	가	384,582,935	434,395,470	624,028,214
		-	-	-
		389,928,525	437,172,198	642,035,884
		8,941,197	1,455,855	2,762,745
		380,987,328	435,716,343	639,273,139
		435,716,343	639,273,139	610,449,496
		2,759,295	7,231,565	7,329,024
		7,014,757	10,715,337	12,016,572
	()	(4,255,462)	(3,483,772)	(4,687,548)
		26,561,512	10,925,448	59,385,676
		(19,393,314)	(48,886,564)	(38,558,566)
		2,912,736	(41,444,888)	16,139,562
		221,648,345	283,095,100	396,002,477
		(279,290,096)	(445,207,008)	(383,318,396)
		380,987,328	435,716,343	639,273,139

(23)

(:)

		2020. 8. 31	2019. 8. 31	2018. 8. 31
	가	26,543,644,860	31,256,308,834	89,564,005,919
	가	27,517,928,200	30,610,541,900	98,007,070,590
		-	-	-
		28,937,978,580	31,823,535,707	101,093,658,936
		600,077,826	687,463,001	1,771,820,662
		28,337,900,754	31,136,072,706	99,321,838,274
		31,136,072,706	99,321,838,274	82,804,888,497
		569,662,881	1,020,437,382	1,516,174,282
		493,829,652	813,925,505	1,292,325,907
	()	75,833,229	206,511,877	223,848,375
		1,558,896,027	(9,426,288,530)	14,888,089,265
		1,624,644,586	(9,086,384,725)	(2,514,533,845)
		3,259,373,842	(18,306,161,378)	12,597,403,795
		24,256,572,193	24,180,114,597	69,424,442,309
		(30,313,800,875)	(74,059,666,785)	(65,484,903,091)
		28,337,900,754	31,136,072,706	99,321,838,274

(24)

(:)

		2020. 8. 31	2019. 8. 31	2018. 8. 31
	가	10,248,655,354	13,441,932,439	17,754,959,600
	가	11,534,568,300	13,887,232,950	19,751,732,770
		-	-	-
		11,834,452,590	14,329,380,431	20,086,669,350
		971,801,293	235,192,967	417,246,512
		10,862,651,297	14,094,187,464	19,669,422,838
		14,094,187,464	19,669,422,838	25,371,823,181
		240,745,137	376,004,473	463,126,131
		213,296,686	272,628,399	413,074,228
	()	27,448,451	103,376,074	50,051,903
		755,954,974	(1,076,113,502)	2,368,544,537
		896,242,629	(1,586,350,697)	(745,180,622)
		1,679,646,054	(2,559,088,125)	1,673,415,818
		15,046,847,042	18,968,262,187	34,950,039,851
		(19,957,695,552)	(21,983,966,825)	(42,325,680,622)
		10,862,651,297	14,094,187,464	19,669,422,838

(25) (:)

		2020. 8. 31	2019. 8. 31	2018. 8. 31
	가	777,159,306	918,131,583	1,201,866,506
	가	757,053,602	1,012,069,711	1,200,060,266
		38	-	-
		765,435,762	1,035,736,337	1,223,449,708
		3,455,758	4,556,682	5,062,894
		761,980,004	1,031,179,655	1,218,386,814
		1,031,179,655	1,218,386,814	1,551,414,242
		23,154,047	31,605,233	35,682,877
		17,970,401	24,641,791	29,617,074
	()	5,183,646	6,963,442	6,065,803
		(86,109,524)	63,984,405	134,546,427
		(114,334,993)	95,803,352	(320,438,489)
		(195,260,871)	166,751,199	(179,826,259)
		424,658,372	448,201,563	665,561,571
		(498,567,839)	(802,118,330)	(818,719,875)
		761,980,004	1,031,179,655	1,218,386,814

(26) (:)

		2020. 8. 31	2019. 8. 31	2018. 8. 31
	가	2,419,449,518	3,763,788,748	6,011,864,888
	가	2,310,097,536	3,633,476,176	5,125,671,563
		1,135,635	1,442,777	984,951
		2,446,984,613	4,004,804,164	5,388,722,338
		33,525,380	73,388,992	79,443,410
		2,413,459,233	3,931,415,172	5,309,278,928
		3,931,415,172	5,309,278,928	4,625,553,953
		202,585,662	290,705,042	411,093,176
		26,945,177	36,549,900	47,975,731
	()	175,640,485	254,155,142	363,117,445
		(243,922,048)	(666,815,777)	(558,617,158)
		36,064,441	807,369,489	(1,043,883,410)
		(32,217,122)	394,708,854	(1,239,383,123)
		893,065,078	2,173,959,495	5,874,023,179
		(2,349,268,020)	(3,890,965,209)	(3,881,769,453)
		2,413,459,233	3,931,415,172	5,309,278,928

(27) 가 (:)

		2020. 8. 31	2019. 8. 31	2018. 8. 31
	가	1,482,640,025	900,149,483	965,184,368
	가	2,017,801,194	1,013,553,595	1,091,733,235
		1,419,417	2,001,249	1,698,119
		2,041,181,956	1,021,896,143	1,098,870,933
		22,153,873	5,409,722	3,677,497
		2,019,028,083	1,016,486,421	1,095,193,436
		1,016,486,421	1,095,193,436	1,148,429,583
		21,233,122	22,395,657	21,145,478
		24,414,348	20,206,746	22,229,635
	()	(3,181,226)	2,188,911	(1,084,157)
		86,643,261	12,669,184	56,040,414
		422,373,705	(13,536,614)	(28,087,607)
		505,835,740	1,321,481	26,868,650
		929,205,418	180,521,237	278,314,201
		(432,300,096)	(260,269,866)	(358,296,815)
		2,019,028,083	1,016,486,421	1,095,193,436

(28) (:)

		2020. 8. 31	2019. 8. 31	2018. 8. 31
	가	59,442,445	87,306,048	112,107,568
	가	65,185,722	89,213,158	120,302,201
		-	-	-
		65,453,800	89,870,750	122,514,055
		413,452	700,405	802,824
		65,040,348	89,170,345	121,711,231
		89,170,345	121,711,231	163,495,854
		1,510,637	2,425,746	3,204,618
		1,521,195	1,958,125	2,835,741
	()	(10,558)	467,621	368,877
		1,865,991	(6,100,041)	19,939,739
		3,840,367	(6,200,394)	(17,760,761)
		5,695,800	(11,832,814)	2,547,855
		23,285,881	40,109,790	57,563,194
		(53,111,678)	(60,817,862)	(101,895,672)
		65,040,348	89,170,345	121,711,231

(29) (:)

		2020. 8. 31	2019. 8. 31	2018. 8. 31
	가	514,087,616	440,156,923	532,665,766
	가	514,364,044	440,406,523	532,766,073
		106,828	-	108
		652,646,527	590,289,082	578,965,263
		9,316,857	9,494,175	5,053,688
		643,329,670	580,794,907	573,911,575
		580,794,907	573,911,575	499,389,866
		8,186,957	15,394,646	9,460,462
		3,249,287	3,444,581	3,136,893
	()	4,937,670	11,950,065	6,323,569
		2,545,605	(2,153,121)	(549,713)
		392,748	224,922	577,189
		7,876,023	10,021,866	6,351,045
		1,486,516,150	1,282,816,480	2,030,728,193
		(1,431,857,410)	(1,285,955,014)	(1,962,557,529)
		643,329,670	580,794,907	573,911,575

(30) ESG (:)

		2020. 8. 31	2019. 8. 31	2018. 8. 31
	가	879,475,525	494,460,827	271,180,035
	가	937,096,456	521,115,089	285,471,639
		169,645	118,595	114,631
		1,126,891,577	567,805,983	346,700,652
		10,538,633	7,066,363	5,185,682
		1,116,352,944	560,739,620	341,514,970
		560,739,620	341,514,970	274,547,368
		11,203,224	7,155,965	4,867,553
		10,561,142	6,452,400	5,136,123
	()	642,082	703,565	(268,570)
		27,573,362	18,448,251	9,209,577
		41,481,159	6,296,885	12,027,979
		69,696,603	25,448,701	20,968,986
		812,034,533	479,660,554	114,964,649
		(326,012,973)	(285,884,605)	(68,966,033)
		1,116,352,944	560,739,620	341,514,970

(31) (:)

		2020. 8. 31	2019. 8. 31	2018. 8. 31
	가	152,036,827	119,729,572	134,098,424
	가	185,522,880	144,912,887	166,757,248
		463	-	-
		187,511,419	146,434,915	171,132,800
		1,419,410	858,501	6,185,049
		186,092,009	145,576,414	164,947,751
		145,576,414	164,947,751	157,781,165
		3,324,043	4,316,136	3,816,006
		2,363,713	2,050,541	2,235,748
	()	960,330	2,265,595	1,580,258
		(10,606,836)	6,307,512	16,714,104
		8,302,485	(7,473,260)	(408,084)
		(1,344,021)	1,099,847	17,886,278
		97,883,809	54,120,004	92,088,948
		(55,884,864)	(74,094,765)	(102,520,779)
		186,092,009	145,576,414	164,947,751

(32) (:)

		2020. 8. 31	2019. 8. 31	2018. 8. 31
	가	451,362,163	497,743,712	564,218,809
	가	453,644,141	543,876,421	702,374,969
		21,051	17,704	-
		457,671,372	570,774,741	738,175,324
		4,774,457	2,102,968	3,625,656
		452,896,915	568,671,773	734,549,668
		568,671,773	734,549,668	868,284,348
		10,968,450	13,731,198	14,654,312
		8,712,411	10,516,197	12,829,370
	()	2,256,039	3,215,001	1,824,942
		23,724,527	48,024,675	86,345,146
		(42,672,606)	(92,758,111)	16,365,804
		(16,692,040)	(41,518,435)	104,535,892
		132,879,361	189,536,328	231,784,243
		(231,888,217)	(313,874,023)	(470,039,539)
		452,896,915	568,671,773	734,549,668

(33) (:)

		2020. 8. 31	2019. 8. 31	2018. 8. 31
	가	857,112,447	615,783,287	530,091,307
	가	885,915,474	638,965,482	523,418,161
		5,907	-	-
		1,167,193,130	922,439,008	625,005,552
		255,706,319	229,420,597	69,488,097
		911,486,811	693,018,411	555,517,455
		693,018,411	555,517,455	479,098,575
		23,052,366	21,650,003	20,095,293
		6,677,069	5,454,545	5,586,552
	()	16,375,297	16,195,458	14,508,741
		35,010,521	7,633,808	(12,997,041)
		6,454,235	28,390,580	(11,001,153)
		57,840,053	52,219,846	(9,489,453)
		949,125,732	423,527,032	386,485,889
		(786,578,345)	(336,192,507)	(298,186,021)
		911,486,811	693,018,411	555,517,455

(34) (:)

		2020. 8. 31	2019. 8. 31	2018. 8. 31
	가	2,813,951,011	1,981,039,986	2,391,909,133
	가	2,926,826,321	2,009,311,527	2,376,184,342
		6,369	-	-
		3,072,644,714	2,128,701,670	2,531,929,987
		41,364,990	22,084,903	42,737,707
		3,031,279,724	2,106,616,767	2,489,192,280
		2,106,616,767	2,489,192,280	3,565,072,601
		140,603,484	141,168,116	177,185,030
		27,930,298	28,177,689	35,895,358
	()	112,673,186	112,990,427	141,289,672
		3,303,331	(63,463,939)	45,076,609
		104,845,327	44,505,249	(102,369,158)
		220,821,844	94,031,737	83,997,123
		2,556,893,073	1,229,778,264	1,704,816,255
		(1,768,573,289)	(1,616,184,182)	(2,759,066,992)
		3,031,279,724	2,106,616,767	2,489,192,280

(35) (:)

		2020. 8. 31	2019. 8. 31	2018. 8. 31
	가	1,547,379,139	1,630,745,724	1,981,469,735
	가	1,574,604,264	1,641,490,060	1,954,817,242
		34,602	-	-
		1,646,948,143	1,981,774,028	2,065,520,554
		6,081,058	225,072,454	97,292,613
		1,640,867,085	1,756,701,574	1,968,227,941
		1,756,701,574	1,968,227,941	1,693,798,830
		47,292,412	61,318,834	60,837,599
		12,774,478	11,322,524	13,635,724
	()	34,517,934	49,996,310	47,201,875
		(16,655,491)	(14,822,643)	(20,080,915)
		18,680,401	33,820,908	(24,141,585)
		36,542,844	68,994,575	2,979,375
		1,160,050,224	612,617,752	1,160,681,834
		(1,310,032,560)	(890,420,608)	(887,102,292)
		1,640,867,085	1,756,701,574	1,968,227,941

(36) (:)

		2020. 8. 31	2019. 8. 31	2018. 8. 31
	가	864,270,442	1,251,235,860	979,990,867
	가	1,097,040,018	1,426,790,961	1,264,350,409
		169,171	149,834	81,515
		1,105,978,608	1,434,331,770	1,275,641,907
		3,515,591	4,524,053	4,347,775
		1,102,463,017	1,429,807,717	1,271,294,132
		1,429,807,717	1,271,294,132	810,335,540
		16,873,293	21,246,605	13,710,251
		16,032,540	18,249,905	14,876,902
	()	840,753	2,996,700	(1,166,651)
		106,339,934	49,435,230	77,551,109
		60,265,631	(110,996,611)	97,825,850
		167,446,318	(58,564,681)	174,210,308
		493,800,959	1,035,400,487	810,900,412
		(988,582,069)	(818,308,527)	(524,143,243)
		1,102,463,017	1,429,807,717	1,271,294,132

(37) (:)

		2020. 8. 31	2019. 8. 31	2018. 8. 31
	가	145,112,743	107,391,899	108,222,743
	가	146,640,208	108,343,490	104,642,647
		-	-	-
		248,920,315	230,920,613	228,592,888
		102,954,157	122,260,412	126,168,771
		145,966,158	108,660,201	102,424,117
		108,660,201	102,424,117	190,273,505
		5,789,619	5,102,845	7,582,837
		1,613,252	1,612,005	2,110,454
	()	4,176,367	3,490,840	5,472,383
		882,490	(1,653,338)	(5,448,143)
		1,311,963	3,724,299	(2,757,601)
		6,370,820	5,561,801	(2,733,361)
		99,347,424	126,208,629	371,324,476
		(67,653,809)	(124,847,897)	(454,523,884)
		145,966,158	108,660,201	102,424,117

(38) (:)

		2020. 8. 31	2019. 8. 31	2018. 8. 31
	가	395,926,204	299,053,347	329,903,104
	가	630,581,190	402,061,917	461,153,151
		1,625	1,625	-
		639,968,344	413,877,479	475,716,219
		5,933,726	1,342,783	10,263,177
		634,034,618	412,534,696	465,453,042
		412,534,696	465,453,042	409,372,931
		1,892,086	2,498,944	4,440,848
		6,654,507	5,730,996	5,777,030
	()	(4,762,421)	(3,232,052)	(1,336,182)
		42,735,532	36,867,918	55,850,131
		132,185,741	(28,561,073)	52,079,283
		170,158,852	5,074,793	106,593,232
		436,468,523	325,927,110	482,015,176
		(385,127,453)	(383,920,249)	(532,528,297)
		634,034,618	412,534,696	465,453,042

(39) (:)

		2020. 8. 31	2019. 8. 31	2018. 8. 31
	가	130,901,203	154,120,960	200,844,227
	가	131,403,755	157,042,125	221,903,176
		14,478	18,999	9,034
		132,870,074	163,879,017	229,902,634
		872,569	1,135,658	1,547,380
		131,997,505	162,743,359	228,355,254
		162,743,359	228,355,254	302,916,653
		2,648,367	3,481,741	5,336,687
		2,707,469	3,476,528	4,662,428
	()	(59,102)	5,213	674,259
		(4,646,447)	7,197,601	17,099,652
		(2,389,045)	(18,112,127)	20,017,224
		(7,094,594)	(10,909,313)	37,791,135
		63,362,273	62,863,451	180,446,261
		(87,013,533)	(117,566,033)	(292,798,795)
		131,997,505	162,743,359	228,355,254

(40) (:)

		2020. 8. 31	2019. 8. 31	2018. 8. 31
	가	1,206,292,583	1,320,152,956	1,271,732,780
	가	1,261,923,363	1,372,055,396	1,239,849,814
		13,618	12,728	23,012
		1,470,014,810	1,522,919,476	1,401,425,863
		104,771,342	147,907,365	60,742,869
		1,365,243,468	1,375,012,111	1,340,682,994
		1,375,012,111	1,340,682,994	1,501,876,263
		46,021,093	38,164,353	35,096,936
		19,250,240	7,320,210	5,099,847
	()	26,770,853	30,844,143	29,997,089
		63,709,782	(4,079,253)	(20,326,885)
		(11,254,609)	70,169,437	(37,687,979)
		79,226,026	96,934,327	(28,017,775)
		415,613,172	319,661,603	320,984,634
		(504,012,415)	(381,774,090)	(453,876,449)
		1,365,243,468	1,375,012,111	1,340,682,994

(41) (:)

		2020. 8. 31	2019. 8. 31	2018. 8. 31
	가	2,413,613,660	1,431,286,545	1,524,507,228
	가	2,072,856,031	1,237,062,810	1,647,633,868
		720,944	507,615	342,217
		2,097,192,952	1,249,406,309	1,661,086,346
		11,345,378	7,916,504	7,299,255
		2,085,847,574	1,241,489,805	1,653,787,091
		1,241,489,805	1,653,787,091	2,122,207,395
		62,060,024	43,289,318	47,723,344
		29,072,203	27,609,431	40,155,315
	()	32,987,821	15,679,887	7,568,029
		(150,611,227)	(74,612,195)	55,404,492
		(142,198,259)	(318,218,801)	407,566,808
		(259,821,665)	(377,151,109)	470,539,329
		2,840,495,767	700,790,375	1,459,956,420
		(1,735,619,982)	(735,694,574)	(2,398,786,086)
		2,085,847,574	1,241,489,805	1,653,787,091

(42) (:)

		2020. 8. 31	2019. 8. 31	2018. 8. 31
	가	490,110,994	740,280,616	1,566,914,701
	가	461,181,428	714,082,118	1,600,693,858
		286,833	301,948	701,603
		468,923,026	719,959,271	1,658,007,939
		12,756,116	5,477,517	44,941,640
		456,166,910	714,481,754	1,613,066,299
		714,481,754	1,613,066,299	727,205,772
		7,379,259	22,521,246	32,801,805
		9,690,855	19,633,718	25,192,043
	()	(2,311,596)	2,887,528	7,609,762
		6,391,653	(18,834,390)	97,585,704
		(2,565,697)	(59,707,659)	(68,962,909)
		1,514,360	(75,654,521)	36,232,557
		289,685,944	187,409,141	2,294,623,564
		(549,515,148)	(1,010,339,165)	(1,444,995,594)
		456,166,910	714,481,754	1,613,066,299

(43) (:)

		2020. 8. 31	2019. 8. 31	2018. 8. 31
	가	4,448,466,870	4,265,427,918	4,116,764,159
	가	7,439,369,456	5,720,701,335	3,474,868,781
		-	3	-
		7,516,190,379	5,797,018,018	3,502,582,053
		153,773,610	127,266,456	14,235,897
		7,362,416,769	5,669,751,562	3,488,346,156
		5,669,751,562	3,488,346,156	5,083,420,581
		59,933,512	71,267,281	52,445,677
		110,668,584	85,278,876	88,588,352
	()	(50,735,072)	(14,011,595)	(36,142,675)
		730,175,098	(273,375,830)	(9,380,054)
		1,548,920,978	2,090,952,409	(1,293,126,633)
		2,228,361,004	1,803,564,984	(1,338,649,362)
		5,744,621,292	3,665,183,136	2,418,304,785
		(6,280,317,089)	(3,287,329,642)	(2,674,729,848)
		7,362,416,769	5,669,751,562	3,488,346,156

(44) (:)

		2020. 8. 31	2019. 8. 31	2018. 8. 31
	가	7,834,960,007	3,371,649,767	2,676,173,473
	가	9,738,117,245	4,253,591,116	3,469,975,075
		1,278,257	840,323	570,974
		9,833,372,051	4,502,701,199	3,536,731,533
		36,915,599	18,101,900	31,518,810
		9,796,456,452	4,484,599,299	3,505,212,723
		4,484,599,299	3,505,212,723	3,097,294,402
		79,194,344	54,427,543	41,732,745
		115,971,946	69,589,752	52,966,457
	()	(36,777,602)	(15,162,209)	(11,233,712)
		277,733,333	124,694,863	220,191,123
		1,022,644,327	90,845,793	268,108,937
		1,263,600,058	200,378,447	477,066,348
		7,056,908,064	2,974,197,337	1,498,843,029
		(3,008,445,727)	(2,195,182,378)	(1,567,978,729)
		9,796,456,452	4,484,599,299	3,505,212,723

(45) (:)

		2020. 8. 31	2019. 8. 31	2018. 8. 31
	가	3,265,996,642	4,157,722,555	5,057,337,968
	가	4,788,700,834	4,548,520,506	5,254,817,288
		186,652	186,652	186,652
		4,867,733,660	4,606,800,525	5,318,568,059
		41,532,108	17,727,746	42,554,390
		4,826,201,552	4,589,072,779	5,276,013,669
		4,589,072,779	5,276,013,669	6,419,214,571
		113,552,272	166,986,108	161,005,176
		89,087,237	102,536,415	125,005,052
	()	24,465,035	64,449,693	36,000,124
		(68,735,213)	(143,886,953)	233,348,890
		1,139,021,987	190,782,750	(717,465,087)
		1,094,751,809	111,345,490	(448,116,073)
		952,897,373	949,651,070	2,548,730,004
		(1,810,220,152)	(1,747,271,091)	(3,243,369,819)
		4,826,201,552	4,589,072,779	5,276,013,669

(46) (:)

		2020. 8. 31	2019. 8. 31	2018. 8. 31
	가	4,532,691,388	1,272,951,027	1,121,973,388
	가	7,164,213,967	1,754,801,190	1,432,589,148
		-	-	4,729
		7,365,603,538	1,869,105,638	1,550,517,688
		197,703,644	14,553,142	28,098,592
		7,167,899,894	1,854,552,496	1,522,419,096
		1,854,552,496	1,522,419,096	389,974,220
		12,252,021	6,184,034	4,650,290
		56,663,929	26,404,940	14,482,248
	()	(44,411,908)	(20,220,906)	(9,831,958)
		44,349,004	(59,465,683)	6,672,877
		2,150,827,882	171,932,988	248,573,800
		2,150,764,978	92,246,399	245,414,719
		6,013,537,096	1,670,854,423	2,044,044,355
		(2,850,954,676)	(1,430,967,422)	(1,157,014,198)
		7,167,899,894	1,854,552,496	1,522,419,096

(47) (:)

		2020. 8. 31	2019. 8. 31	2018. 8. 31
	가	838,124,973	1,249,114,107	1,424,470,940
	가	1,189,757,519	1,199,849,062	1,402,260,189
		60	-	-
		1,199,700,371	1,211,820,379	1,421,574,870
		18,974,653	7,602,733	9,166,516
		1,180,725,718	1,204,217,646	1,412,408,354
		1,204,217,646	1,412,408,354	1,743,604,303
		14,848,127	27,733,061	33,197,005
		18,338,815	20,844,116	26,914,891
	()	(3,490,688)	6,888,945	6,282,114
		17,205,232	(86,618,850)	160,241,457
		403,968,143	(26,738,866)	(285,147,745)
		417,682,687	(106,468,771)	(118,624,174)
		676,169,059	781,763,376	1,894,754,662
		(1,117,343,445)	(883,478,920)	(2,107,320,640)
		1,180,725,718	1,204,217,646	1,412,408,354

(48) (:)

		2020. 8. 31	2019. 8. 31	2018. 8. 31
	가	64,182,119	58,853,557	72,673,295
	가	75,510,146	56,088,307	74,372,488
		155,128	140,607	116,945
		77,131,979	56,460,889	74,988,267
		1,210,702	302,961	396,939
		75,921,277	56,157,928	74,591,328
		56,157,928	74,591,328	100,402,371
		673,413	861,092	1,361,111
		1,036,953	1,192,436	1,644,392
	()	(363,540)	(331,344)	(283,281)
		(6,909,528)	1,712,402	7,781,556
		14,377,417	(4,585,676)	(709,822)
		7,104,349	(3,204,618)	6,788,453
		37,905,398	13,182,059	36,595,613
		(25,245,754)	(28,409,327)	(69,117,749)
		75,921,277	56,157,928	74,591,328

(49) (:)

		2020. 8. 31	2019. 8. 31	2018. 8. 31
	가	84,300,566	108,273,900	106,457,366
	가	82,244,502	103,004,963	108,732,472
		65,438	39,242	22,330
		82,853,581	103,717,010	109,959,110
		1,752,451	1,735,455	936,905
		81,101,130	101,981,555	109,022,205
		101,981,555	109,022,205	56,602,850
		2,870,451	3,433,120	2,385,365
		1,255,812	1,575,831	1,355,848
	()	1,614,639	1,857,289	1,029,517
		(8,956,743)	(7,201,476)	4,230,990
		3,299,312	(7,591,748)	146,717
		(4,042,792)	(12,935,935)	5,407,224
		20,614,830	35,679,162	66,271,349
		(35,880,417)	(28,102,283)	(18,421,666)
		81,101,130	101,981,555	109,022,205

(50) (:)

		2020. 8. 31	2019. 8. 31	2018. 8. 31
	가	257,360,199	360,086,602	642,627,161
	가	325,799,983	389,084,070	663,613,782
		1,153,292	1,167,515	1,235,774
		331,078,619	392,174,621	670,689,169
		3,518,436	1,144,908	2,984,836
		327,560,183	391,029,713	667,704,333
		391,029,713	667,704,333	1,093,787,468
		4,442,937	13,708,914	17,218,236
		6,640,305	10,199,565	17,020,290
	()	(2,197,368)	3,509,349	197,946
		17,777,277	(18,871,708)	33,152,703
		39,194,599	8,178,937	(16,887,372)
		54,774,508	(7,183,422)	16,463,277
		24,687,086	21,809,126	106,395,128
		(142,931,124)	(291,300,324)	(548,941,540)
		327,560,183	391,029,713	667,704,333

(51) (:)

		2020. 8. 31	2019. 8. 31	2018. 8. 31
	가	221,742,398	288,672,655	511,008,620
	가	235,674,861	277,008,846	528,237,171
		-	-	-
		237,514,068	288,003,748	535,628,731
		1,442,902	3,787,242	13,573,575
		236,071,166	284,216,506	522,055,156
		284,216,506	522,055,156	752,097,119
		7,758,288	12,189,991	16,850,391
		4,574,236	7,058,649	11,770,717
	()	3,184,052	5,131,342	5,079,674
		(12,460,300)	(23,843,243)	77,308,069
		27,085,186	(28,190,778)	(96,081,577)
		17,808,938	(46,902,679)	(13,693,834)
		109,367,839	133,280,376	419,367,548
		(169,882,264)	(315,669,273)	(626,901,170)
		236,071,166	284,216,506	522,055,156

(52) (:)

		2020. 8. 31	2019. 8. 31	2018. 8. 31
	가	466,621,273	455,664,921	510,269,400
	가	495,463,766	452,757,418	500,367,593
		105,342	97,686	105,220
		505,113,263	484,634,518	511,083,250
		1,520,668	2,820,261	1,456,960
		503,592,595	481,814,257	509,626,290
		481,814,257	509,626,290	412,964,866
		13,636,859	17,593,009	15,115,228
		4,000,181	4,440,176	4,630,443
	()	9,636,678	13,152,833	10,484,785
		(12,520,929)	8,484,258	51,285,351
		33,839,371	5,509,775	(81,419,584)
		30,955,120	27,146,866	(19,649,448)
		143,797,754	132,952,841	399,806,116
		(151,585,851)	(186,158,960)	(281,260,776)
		503,592,595	481,814,257	509,626,290

(53) (:)

		2020. 8. 31	2019. 8. 31	2018. 8. 31
	가	1,541,241,674	1,592,391,961	2,220,461,874
	가	1,655,405,957	1,699,819,862	2,273,265,912
		2,751,320	3,890,061	5,811,361
		1,670,039,820	1,758,602,659	2,283,526,686
		22,520,295	43,204,571	33,653,965
		1,647,519,525	1,715,398,088	2,249,872,721
		1,715,398,088	2,249,872,721	2,556,865,404
		49,171,407	100,171,861	104,366,501
		27,788,557	33,390,310	43,884,477
	()	21,382,850	66,781,551	60,482,024
		(24,284,333)	(38,088,050)	33,493,638
		(1,282,252)	64,327,378	(57,516,131)
		(4,183,735)	93,020,879	36,459,531
		659,135,028	227,662,520	644,304,348
		(679,186,398)	(787,436,940)	(912,003,036)
		1,647,519,525	1,715,398,088	2,249,872,721

(54) (:)

		2020. 8. 31	2019. 8. 31	2018. 8. 31
	가	908,005,273	1,216,447,141	1,565,715,195
	가	1,016,276,272	1,305,742,104	1,778,234,697
		506,670	408,011	338,035
		1,023,415,690	1,315,429,127	1,790,474,683
		8,920,243	15,912,459	10,564,651
		1,014,495,447	1,299,516,668	1,779,910,032
		1,299,516,668	1,779,910,032	2,250,695,519
		34,512,932	43,453,873	64,650,093
		19,844,828	23,996,641	32,002,629
	()	14,668,104	19,457,232	32,647,464
		(8,098,386)	95,965,186	132,828,876
		23,976,056	(125,510,240)	(113,559,609)
		30,545,774	(10,087,822)	51,916,731
		297,582,120	288,925,288	695,910,562
		(600,346,268)	(742,434,725)	(1,193,470,264)
		1,014,495,447	1,299,516,668	1,779,910,032

(55) (:)

		2020. 8. 31	2019. 8. 31	2018. 8. 31
	가	6,412,950,045	7,382,544,052	8,499,373,123
	가	6,584,331,147	7,489,049,183	8,497,841,262
		1,363,260	1,228,879	1,492,016
		6,964,202,714	7,991,219,099	8,797,530,699
		103,980,327	218,587,918	110,126,104
		6,860,222,387	7,772,631,181	8,687,404,595
		7,772,631,181	8,687,404,595	7,384,211,971
		363,987,082	435,445,706	464,914,334
		119,507,582	130,617,704	147,716,355
	()	244,479,500	304,828,002	317,197,979
		(90,107,274)	(274,026,394)	(184,233,788)
		111,805,002	76,898,289	(182,501,872)
		266,177,228	107,699,897	(49,537,681)
		2,973,479,191	3,388,507,369	5,033,363,809
		(3,878,789,250)	(4,096,369,043)	(3,360,352,369)
		6,860,222,387	7,772,631,181	8,687,404,595

(56) (:)

		2020. 8. 31	2019. 8. 31	2018. 8. 31
	가	1,798,454,733	1,997,487,628	2,036,043,753
	가	1,953,115,367	2,091,774,016	1,995,892,000
		386,141	42,400	25,262
		2,137,844,406	2,220,473,592	2,173,129,934
		42,811,112	102,703,437	30,506,523
		2,095,033,294	2,117,770,155	2,142,623,411
		2,117,770,155	2,142,623,411	2,527,429,850
		51,277,176	63,576,762	78,247,920
		14,045,202	14,775,178	17,061,569
	()	37,231,974	48,801,584	61,186,351
		93,049,497	(56,851,802)	(8,257,289)
		67,083,923	113,993,333	(113,883,445)
		197,365,394	105,943,115	(60,954,383)
		1,327,613,484	679,563,091	992,956,363
		(1,526,729,111)	(786,889,292)	(1,286,552,159)
		2,095,033,294	2,117,770,155	2,142,623,411

(57) (:)

		2020. 8. 31	2019. 8. 31	2018. 8. 31
	가	502,748,349	269,221,081	209,810,028
	가	526,944,305	280,040,486	206,083,503
		6,595	193	-
		533,124,104	291,942,310	219,038,585
		4,486,701	7,850,479	2,868,593
		528,637,403	284,091,831	216,169,992
		284,091,831	216,169,992	165,550,078
		17,777,945	12,940,570	10,058,726
		2,114,435	1,241,349	1,098,875
	()	15,663,510	11,699,221	8,959,851
		2,865,366	235,452	(3,706,208)
		13,530,717	14,052,311	(7,911,322)
		32,059,593	25,986,984	(2,657,679)
		374,989,993	105,578,991	105,519,825
		(162,421,873)	(63,577,499)	(52,193,935)
		528,637,403	284,091,831	216,169,992

(59) (:)

		2020. 8. 31	2019. 8. 31	2018. 8. 31
	가	1,304,512,430	2,422,168,241	3,787,525,871
	가	1,473,789,723	2,308,328,616	3,491,073,217
		-	-	-
		1,481,351,331	2,329,813,711	3,556,648,788
		4,180,128	9,915,287	13,183,171
		1,477,171,203	2,319,898,424	3,543,465,617
		2,319,898,424	3,543,465,617	2,912,750,391
		31,685,088	59,480,801	71,454,319
		26,895,016	40,962,655	52,052,287
	()	4,790,072	18,518,146	19,402,032
		18,548,512	(386,943,550)	386,566,113
		286,034,364	181,580,976	(735,026,883)
		309,372,948	(186,844,428)	(329,058,738)
		348,621,169	578,853,097	2,757,030,696
		(1,500,578,171)	(1,615,523,458)	(1,797,244,151)
		1,477,171,203	2,319,898,424	3,543,465,617

(60) (:)

		2020. 8. 31	2019. 8. 31	2018. 8. 31
	가	11,205,168,038	1,238,135,093	579,173,729
	가	11,156,210,874	1,274,634,822	583,994,977
		301,730	301,730	301,730
		12,605,340,519	1,380,409,199	657,706,475
		526,972,185	47,785,243	7,544,593
		12,078,368,334	1,332,623,956	650,161,882
		1,332,623,956	650,161,882	441,610,178
		198,095,431	53,865,676	29,255,868
		34,008,870	8,457,793	5,067,158
	()	164,086,561	45,407,883	24,188,710
		88,926,521	772,167	(16,228,731)
		(28,971,065)	25,284,995	7,072,368
		224,042,017	71,465,045	15,032,347
		11,778,212,351	941,492,619	498,518,373
		(1,101,695,324)	(309,711,197)	(293,988,023)
		12,078,368,334	1,332,623,956	650,161,882

(61) A (:)

		2020. 8. 31	2019. 8. 31	2018. 8. 31
	가	442,376,774	385,281,096	337,916,331
	가	530,017,524	391,393,532	295,650,346
		-	544	15,291
		539,277,309	405,227,366	299,677,111
		5,472,790	2,575,808	4,982,502
		533,804,519	402,651,558	294,694,609
		402,651,558	294,694,609	-
		7,239,015	8,909,323	6,405,114
		5,043,484	4,248,971	2,531,172
	()	2,195,531	4,660,352	3,873,942
		76,832,175	(9,221,285)	(26,497,518)
		81,546,427	48,414,392	(42,268,579)
		160,574,133	43,853,459	(64,892,155)
		267,129,450	290,959,081	418,824,587
		(296,550,622)	(226,855,591)	(59,237,823)
		533,804,519	402,651,558	294,694,609

(62)

(:)

		2020. 8. 31	2019. 8. 31	2018. 8. 31
	가	15,392,957	19,895,109	19,547,713
	가	20,304,623	17,888,529	17,497,325
		-	-	-
		20,444,837	18,049,499	17,738,351
		21,342	47,960	23,784
		20,423,495	18,001,539	17,714,567
		18,001,539	17,714,567	-
		243,032	377,756	313,014
		68,579	87,182	35,547
	()	174,453	290,574	277,467
		(1,329,552)	(1,469,307)	122,333
		6,934,362	42,919	(2,052,213)
		5,779,263	(1,135,814)	(1,652,413)
		1,845,092	2,023,613	19,682,934
		(5,202,399)	(600,784)	(315,949)
		20,423,495	18,001,539	17,714,567

(63)

(:)

		2020. 8. 31	2019. 8. 31	2018. 8. 31
	가	3,110,142,555	2,935,459,274	2,526,489,341
	가	3,161,203,183	2,934,653,268	2,513,436,016
		125,158	95,978	59,972
		3,346,965,410	3,149,206,736	2,700,600,089
		73,613,939	113,962,005	75,878,037
		3,273,351,471	3,035,244,731	2,624,722,052
		3,035,244,731	2,624,722,052	-
		201,947,877	191,591,711	77,073,546
		58,330,715	49,103,298	20,392,295
	()	143,617,162	142,488,413	56,681,251
		(250,341,793)	(123,970,016)	(84,175,067)
		91,426,415	(4,680,344)	(52,295)
		(15,298,216)	13,838,053	(27,546,111)
		1,958,680,327	1,643,095,759	2,889,419,420
		(1,496,346,200)	(1,065,586,573)	(164,638,028)
		3,273,351,471	3,035,244,731	2,624,722,052

(64) 가 (:)

		2020. 8. 31	2019. 8. 31	2018. 8. 31
	가	157,779,592	125,883,968	195,131,827
	가	167,075,824	130,847,569	192,893,708
		2,833	-	-
		170,835,209	135,629,938	197,298,810
		3,673,410	4,341,426	3,960,075
		167,161,799	131,288,512	193,338,735
		131,288,512	193,338,735	316,581,129
		1,320,934	1,989,442	2,595,317
		1,593,490	2,055,477	2,205,074
	()	(272,556)	(66,035)	390,243
		(471,759)	(3,430,883)	9,159,864
		8,243,160	2,588,375	(12,344,370)
		7,498,845	(908,543)	(2,794,263)
		100,831,652	62,563,138	129,598,847
		(72,455,011)	(123,701,322)	(250,041,939)
		167,161,799	131,288,512	193,338,735

(65) (:)

		2020. 8. 31	2019. 8. 31	2018. 8. 31
	가	172,335,337	158,265,211	223,789,961
	가	170,195,681	172,023,885	233,475,607
		69,114	52,000	34,823
		172,987,840	176,534,541	240,843,659
		871,276	770,394	4,492,127
		172,116,564	175,764,147	236,351,532
		175,764,147	236,351,532	219,706,553
		4,792,801	5,725,568	7,497,752
		2,765,607	3,259,480	3,792,699
	()	2,027,194	2,466,088	3,705,053
		(3,878,803)	7,871,242	824,474
		(15,861,285)	4,078,775	11,809,370
		(17,712,894)	14,416,105	16,338,897
		75,544,962	42,820,190	71,968,085
		(61,449,089)	(117,788,593)	(71,623,162)
		172,116,564	175,764,147	236,351,532

(66) (:)

		2020. 8. 31	2019. 8. 31	2018. 8. 31
	가	691,466,816	76,666,017	-
	가	894,035,153	86,322,810	-
		45,324	4,653	-
		933,790,898	96,980,057	-
		24,747,324	1,917,388	-
		909,043,574	95,062,669	-
		95,062,669	-	-
		803,854	138,493	-
		4,158,368	238,207	-
	()	(3,354,514)	(99,714)	-
		2,002,991	(3,470,099)	-
		195,054,648	9,556,770	-
		193,703,125	5,986,957	-
		879,064,690	101,438,867	-
		(258,786,910)	(12,363,155)	-
		909,043,574	95,062,669	-

[3] (2020 12 31)

(1) (:)

	3	6	1	3	5	
A2 Class(%)	20.62	28.48	20.72	20.38	79.59	195.83
MSCI AC Asia Ex Japan Index (USD)(%)	18.60	31.24	25.02	26.50	89.03	237.48
(%)	3.02	4.59	7.18	5.81	5.13	5.33

	2020	2019	2018	2017	2016	
A2 Class(%)	20.72	20.74	-17.41	37.83	8.24	
MSCI AC Asia Ex Japan Index (USD)(%)	25.02	18.17	-14.37	41.72	5.44	

(2) (:)

	3	6	1	3	5	
A2 Class(%)	3.21	5.73	6.58	14.89	28.38	366.80
JP Morgan Asia Credit Index(%)	1.81	3.98	6.33	17.48	31.49	-
(%)	1.08	1.19	2.81	1.79	1.50	1.46

	2020	2019	2018	2017	2016	
A2 Class(%)	6.58	11.31	-3.15	6.72	4.70	
JP Morgan Asia Credit Index(%)	6.33	11.34	-0.77	5.78	5.81	

(3) (:)

	3	6	1	3	5	
A2 Class(%)	16.66	26.83	25.37	45.21	69.58	2,647.82
FTSE World Europe ex UK Index (EUR)(%)	10.67	12.47	2.83	17.49	37.22	1,236.25
(%)	7.22	5.15	6.79	5.11	4.36	4.11

	2020	2019	2018	2017	2016	
A2 Class(%)	25.37	35.71	-14.65	20.00	-2.68	
FTSE World Europe ex UK Index (EUR)(%)	2.83	27.59	-10.45	13.01	3.35	

(4) (:)

	3	6	1	3	5	
A2 Class(%)	25.74	15.95	-12.69	2.79	38.77	1,129.59
MSCI Emerging Markets Europe 10/40 Index (EUR)(%)	16.79	6.21	-19.14	0.10	36.99	487.21
(%)	12.77	10.31	11.59	7.42	6.11	6.36

	2020	2019	2018	2017	2016	
A2 Class(%)	-12.69	33.22	-11.62	7.86	25.15	
MSCI Emerging Markets Europe 10/40 Index (EUR)(%)	-19.14	32.52	-6.58	5.70	29.46	

(5) (:)

	3	6	1	3	5	
A2 Class	7.67	10.86	6.09	3.42	5.96	6.39
JP Morgan EMBI Global Diversified Index*	5.80	8.25	5.26	5.05	7.08	7.48
(%)	1.97	2.38	5.58	3.56	2.91	2.66

	2020	2019	2018	2017	2016	
A2 Class	6.09	12.19	-7.06	7.28	12.56	
JPM EMBI Global Diversified Index*	5.26	15.04	-4.26	10.26	10.15	

* 2013 3 21 가 JP Morgan Emg Mkts Bd Glb JP Morgan Emerging Markets Bond Index Global Diversified
Index . (/)

(6) (:)

	3	6	1	3	5	
A2 Class(%)	24.32	32.40	23.19	37.30	110.27	397.30
MSCI Emerging Markets Index(%)	19.70	31.14	18.31	19.69	82.70	417.70
(%)	3.56	5.16	7.80	5.86	5.15	5.10

	2020	2019	2018	2017	2016	
A2 Class(%)	23.19	24.60	-10.55	41.71	8.08	
MSCI Emerging Markets Index(%)	18.31	18.42	-14.57	37.28	11.19	

(7) (:)

	3	6	1	3	5	
A2 Class(%)	1.22	2.91	4.03	9.53	14.14	266.89
Barclays Capital Euro-Aggregate 500mm+ Bond Index(%)	1.25	2.77	4.07	10.77	15.21	307.18
(%)	0.34	0.63	1.58	1.12	1.00	1.04

	2020	2019	2018	2017	2016	
A2 Class(%)	4.03	6.03	-0.70	1.05	3.12	
Barclays Capital Euro-Aggregate 500mm+ Bond Index(%)	4.07	6.00	0.42	0.67	3.31	

(8) (:)

	3	6	1	3	5	
A2 Class(%)	2.12	4.20	2.53	7.66	15.75	65.99
BofA Merrill Lynch Euro Corporate Index(%)*	1.95	3.97	2.65	7.82	15.68	74.29
(%)	0.54	0.64	2.79	1.66	1.36	1.46

	2020	2019	2018	2017	2016	
A2 Class	2.53	6.74	-1.63	2.53	4.86	
BofA Merrill Lynch Euro Corporate Index(%)*	2.65	6.25	-1.14	2.42	4.75	

* 2015 7 20 가 BofAML EMU Corporate TR EUR ICE BofA ML Euro Corporate Index
. (/)

(9) (:)

	3	6	1	3	5	
A2 Class	0.25	0.89	0.32	-0.25	0.03	2.14
BBG Barc Euro Aggregate 1-3 Years, 500 MM Minimum	0.16	0.44	0.16	0.15	0.18	2.65
(%)	0.15	0.17	0.78	0.47	0.40	0.46

	2020	2019	2018	2017	2016	
A2 Class	0.32	0.51	-1.56	0.31	0.57	
BBG Barc Euro Aggregate 1-3 Years, 500 MM Minimum	0.16	0.43	-0.15	-0.13	0.58	

(10) (:)

	3	6	1	3	5	
A2 Class(%)	10.44	16.32	8.69	11.98	26.80	236.40
MSCI EMU Index(%)*	12.73	12.95	-1.02	8.42	27.29	99.60
(%)	10.39	6.99	7.78	5.38	4.56	4.45

	2020	2019	2018	2017	2016	
A2 Class(%)	8.69	26.84	-18.77	14.18	-0.83	
MSCI EMU Index(%)*	-1.02	25.47	-12.71	12.49	4.37	

* 2005 1 3 가 Dow Jones Euro Stoxx 50 MSCI EMU Index . (/)

(11) (:)

	3	6	1	3	5	
A2 Class(%)	12.75	21.57	20.28	35.88	36.99	564.34
MSCI Europe Index(%)	10.80	10.91	-3.32	8.98	23.24	489.88
(%)	6.81	4.80	6.35	4.61	3.96	3.84

	2020	2019	2018	2017	2016	
A2 Class(%)	20.28	32.20	-14.54	6.80	-5.60	
MSCI Europe Index(%)	-3.32	26.05	-10.57	10.24	2.58	

(12) (:)

	3	6	1	3	5	
A2 Class(%)	9.24	16.25	9.98	30.36	41.92	452.20
MSCI Europe Index(%)*	10.80	10.91	-3.32	8.98	23.24	222.21
(%)	5.72	3.93	5.80	4.46	3.99	4.04

	2020	2019	2018	2017	2016	
A2 Class(%)	9.98	37.94	-14.07	17.21	-7.12	
MSCI Europe Index(%)*	-3.32	26.05	-10.57	10.24	2.58	

* 2014 2 14 가 S&P European Mid Small Cap Index MSCI Europe Index . (/)

(13) (:)

	3	6	1	3	5	
A2 Class(%)	16.69	17.68	3.23	1.31	7.36	348.56
MSCI Europe Value Index (EUR)(%)	15.35	11.02	-12.91	-7.99	6.99	196.31
(%)	11.03	8.17	8.49	5.67	4.77	4.35

	2020	2019	2018	2017	2016	
A2 Class(%)	3.23	21.40	-19.16	6.35	-0.35	
MSCI Europe Value Index (EUR)(%)	-12.91	19.56	-11.64	8.26	7.41	

(14) (:)

	3	6	1	3	5	
A2 Class(%)	2.96	3.37	4.96	10.44	20.38	56.50
(%)	1.16	0.97	1.96	1.20	0.97	1.24

	2020	2019	2018	2017	2016	
A2 Class(%)	5.74	7.09	-1.21	4.09	2.44	

* 가

(15) (:)

	3	6	1	3	5	
A2 Class(%)	11.26	20.26	19.72	27.43	48.44	426.53
36% S&P 500 Index, 24% FTSE World (ex.US) Index, 24% ICE BofA ML Cur 5-yr US Treasury Index, 16% Citi Non-USD WGBI Index(%)*	9.38	15.26	13.34	28.35	57.49	389.32
(%)	5.65	4.35	5.20	3.57	2.91	2.72

	2020	2019	2018	2017	2016	
A2 Class(%)	19.72	16.80	-8.87	12.83	3.24	
36% S&P 500 Index, 24% FTSE World (ex.US) Index, 24% ICE BofA ML Cur 5-yr US Treasury Index, 16% Citi Non-USD WGBI Index(%)*	13.34	18.79	-4.68	15.69	6.06	

* 2015 7 20 가 BofAML US Treasuries 5+Y TR USD 24% + FTSE World Ex US TR USD 24% + Citi WGBI NonUSD USD 16% + S&P 500 TR 36% 36% S&P 500 Index, 24% FTSE World Index (Ex-US), 24% ICE BofA ML Cur 5-yr US Treasury Index, 16% FTSE Non-USD World Govt Bond Index . (/)

(16) (:)

	3	6	1	3	5	
A2 Class(%)	18.08	31.73	24.48	37.29	72.32	180.20
60% S&P 500 Index, 40% FTSE World (ex.US) Index(%)	14.44	23.16	15.08	35.17	82.55	210.43
(%)	8.58	6.39	8.32	5.74	4.68	4.18

	2020	2019	2018	2017	2016	
A2 Class(%)	24.48	26.04	-12.49	19.08	5.41	
60% S&P 500 Index, 40% FTSE World (ex.US) Index(%)	15.08	27.91	-8.17	23.74	9.13	

(17) (:)

	3	6	1	3	5	
A2 Class(%)	9.87	17.84	8.91	15.58	43.68	62.50
(%)	5.66	4.62	6.62	4.47	3.64	4.19

(%)	2020	2019	2018	2017	2016	
A2 Class	8.91	17.30	-9.53	18.35	5.04	

* 가

(18) (:)

	3	6	1	3	5	
A2 Class(%)	1.13	2.58	7.10	15.64	21.73	429.88
FTSE World Government Bond USD Hedged Index(%)*	0.26	0.98	6.11	17.13	24.13	619.07
(%)	0.33	0.78	1.14	1.00	0.94	0.85

	2020	2019	2018	2017	2016	
A2 Class(%)	7.10	7.45	0.49	2.33	2.87	
FTSE World Government Bond USD Hedged Index(%)*	6.11	7.59	2.60	2.14	3.75	

* 2015 7 20 가 Citi WGBI Hdg USD FTSE World Government Bond USD Hedged Index
()

(19) (:)

	3	6	1	3	5	
A2 Class(%)	6.67	10.90	6.98	18.03	42.50	107.79
ICE BofA Merrill Lynch Global High Yield Constrained USD Hedged Index(%)*	6.52	10.89	6.48	19.64	50.14	164.84
(%)	1.89	2.15	4.55	2.76	2.22	2.93

	2020	2019	2018	2017	2016	
A2 Class(%)	6.98	14.16	-3.36	7.58	12.22	
ICE BofA Merrill Lynch Global High Yield Constrained USD Hedged Index(%)*	6.48	14.54	-1.90	7.99	16.21	

* 2015 7 20 가 BofAML Gbl HY Constnd TR HUSD ICE BofAML Global High Yield Constrained
(HWOC) 100% USD Hedged Index ()

(20) (:)

	3	6	1	3	5	
A2 Class(%)	14.98	29.27	21.35	53.24	96.66	714.02
MSCI ACWI(%)*	14.68	24.01	16.25	33.32	78.28	599.22
(%)	7.49	5.93	7.26	5.15	4.30	4.18

	2020	2019	2018	2017	2016	
A2 Class(%)	21.35	33.52	-5.43	24.80	2.83	
MSCI ACWI(%)*	16.25	26.60	-9.41	23.97	7.86	

* 2015 7 20 가 MSCI ACWI NR USD MSCI ACWI ()

(21) (:)

	3	6	1	3	5	
A2 Class(%)	22.55	33.02	12.46	18.54	51.64	1,185.63
MSCI ACWI Small Cap Index(%)*	23.68	33.47	16.33	24.14	71.51	537.18
(%)	6.89	5.70	10.12	6.80	5.65	4.98

	2020	2019	2018	2017	2016	
A2 Class(%)	12.46	27.61	-17.40	19.43	7.11	
MSCI ACWI Small Cap Index(%)*	16.33	24.65	-14.39	23.81	11.59	

* 2014 2 14 가 MSCI World Small Cap Index MSCI AC World Small Cap Index ()

(22) (:)

	3	6	1	3	5	
A2 Class(%)	24.04	37.97	9.38	3.92	48.66	128.04
MSCI India 10-40 Index in USD(%)*	23.72	41.92	17.93	17.59	60.83	156.26
(%)	3.68	4.38	11.52	7.67	6.80	7.78

	2020	2019	2018	2017	2016	
A2 Class(%)	9.38	8.00	-12.03	40.60	1.75	
MSCI India 10-40 Index in USD(%)*	17.93	7.58	-7.30	38.76	-1.43	

* 2013 3 21 7 S&P IFC Emg Mkts Invest India MSCI India Gross TR - in UDS Index
, 2020 7 31 MSCI India TR Net 10/40 Index . (/)

(23) (:)

	3	6	1	3	5	
A2 Class(%)	10.26	12.92	2.52	-2.93	32.40	477.39
S&P Japan Mid Small Cap Index(%)	5.86	11.86	0.02	-4.33	24.60	147.93
(%)	4.98	4.89	6.81	5.56	5.01	4.99

	2020	2019	2018	2017	2016	
A2 Class(%)	2.52	24.94	-24.21	34.46	1.44	
S&P Japan Mid Small Cap Index(%)	0.02	16.83	-18.12	25.65	3.65	

(24) (:)

	3	6	1	3	5	
A2 Class(%)	13.04	21.05	17.80	14.02	36.44	77.16
MSCI Japan Index (JPY)(%)	12.77	17.96	8.76	9.34	29.97	106.67
(%)	7.37	5.45	5.81	4.96	4.73	5.39

	2020	2019	2018	2017	2016	
A2 Class(%)	17.80	18.98	-18.65	23.49	-3.10	
MSCI Japan Index (JPY)(%)	8.76	18.48	-15.15	19.75	-0.74	

(25) (:)

	3	6	1	3	5	
A2 Class(%)	34.48	29.70	-17.88	-7.47	45.15	364.88
MSCI Emerging Markets Latin America Index(%)	34.82	33.09	-13.80	-5.40	53.40	444.85
(%)	12.46	11.59	14.83	10.26	8.86	7.75

	2020	2019	2018	2017	2016	
A2 Class(%)	-17.88	16.86	-3.57	25.53	24.96	
MSCI Emerging Markets Latin America Index(%)	-13.80	17.46	-6.57	23.74	31.04	

(26) (:)

	3	6	1	3	5	
A2 Class(%)	10.67	12.62	2.15	0.20	28.95	16.46
JP Morgan GBI-EM Global Diversified Index(%)*	9.62	10.29	2.69	9.29	38.44	36.70
(%)	2.46	3.02	5.16	4.14	3.77	3.29

	2020	2019	2018	2017	2016	
A2 Class(%)	2.15	11.77	-12.25	13.90	12.99	
JP Morgan GBI-EM Global Diversified Index(%)*	2.69	13.47	-6.21	15.21	9.94	

* 2013 3 21 가 JPM ELMI+ JP Morgan GBI-EM Global Diversified Index . (/)

(27) 가 (:)

	3	6	1	3	5	
A2 Class(%)	23.60	48.07	50.42	68.38	112.42	41.80
(%)	5.61	5.15	8.12	6.06	5.00	4.65

	2020	2019	2018	2017	2016	
A2 Class(%)	50.42	30.21	-14.03	24.51	1.32	

* 가 .

(28) (:)

	3	6	1	3	5	
A2 Class(%)	18.56	27.23	14.52	4.41	36.15	333.10
MSCI AC Asia Pacific Index(%)	17.82	27.92	19.71	23.57	70.67	190.50
(%)	4.49	4.01	6.47	4.99	4.41	4.51

	2020	2019	2018	2017	2016	
A2 Class(%)	14.52	16.44	-21.70	28.26	1.67	
MSCI AC Asia Pacific Index(%)	19.71	19.36	-13.52	31.67	4.89	

(29) (:)

	3	6	1	3	5	
A2 Class	-0.02	-0.04	0.36	1.31	0.97	1.97
(%)	0.00	0.01	0.07	0.08	0.07	0.07

	2020	2019	2018	2017	2016	
A2 Class	0.36	1.97	1.60	0.72	0.21	

* 가 .

(30) ESG (:)

	3	6	1	3	5	
A2 Class(%)	3.90	7.60	10.06	20.13	28.81	75.25
Composite (50% MSCI World Index, 50% FTSE World Government Bond Euro Hedged Index(%)	4.64	6.72	6.29	21.84	34.95	189.12
(%)	2.89	2.17	3.01	2.31	2.01	1.99

	2020	2019	2018	2017	2016	
A2 Class(%)	10.06	14.48	-4.65	6.30	0.87	
Composite (50% MSCI World Index, 50% FTSE World Government Bond Euro Hedged Index(%)	6.29	16.87	-1.92	3.88	6.63	

(31) (:)

	3	6	1	3	5	
A2 Class(%)	4.83	8.98	4.32	14.63	41.53	1,711.92
FTSE All-Share Index(%)	12.62	9.33	-9.82	-2.71	28.46	1,845.24
(%)	5.53	3.57	6.54	4.68	3.96	3.64

	2020	2019	2018	2017	2016	
A2 Class(%)	4.32	23.15	-10.77	15.31	7.07	
FTSE All-Share Index(%)	-9.82	19.17	-9.47	13.10	16.75	

(32) (:)

	3	6	1	3	5	
A2 Class(%)	19.57	23.10	1.10	10.51	37.89	322.43
Russell 1000 Value Index(%)*	16.25	22.75	2.80	19.32	59.15	566.54
(%)	9.73	7.49	9.26	6.22	5.22	4.63

	2020	2019	2018	2017	2016	
A2 Class(%)	1.10	21.86	-10.30	7.19	16.41	
Russell 1000 Value Index(%)*	2.80	26.54	-8.27	13.66	17.34	

* 2006 1 1 가 S&P 500 Barra Value Index Russell 1000 Value Index (Total Return) .
(/)

(33) (:)

	3	6	1	3	5	
A2 Class(%)	1.01	2.35	7.83	16.11	22.77	360.75
Barclays US Aggregate Index(%)	0.67	1.29	7.51	16.89	24.24	579.45
(%)	0.73	0.89	1.47	1.13	1.00	0.91

	2020	2019	2018	2017	2016	
A2 Class(%)	7.83	8.87	-1.10	3.47	2.19	
Barclays US Aggregate Index(%)	7.51	8.72	0.01	3.54	2.65	

(34) (:)

	3	6	1	3	5	
A2 Class(%)	6.02	10.73	5.81	16.84	41.55	276.80
Barclays US High Yield 2% Constrained Index(%)	6.44	11.32	7.05	19.83	50.88	594.31
(%)	1.67	2.27	4.17	2.61	2.11	2.00

	2020	2019	2018	2017	2016	
A2 Class(%)	5.81	14.28	-3.38	7.04	13.19	
Barclays US High Yield 2% Constrained Index(%)	7.05	14.32	-2.08	7.50	17.13	

(35) (:)

	3	6	1	3	5	
A2 Class(%)	0.99	1.79	3.04	8.13	11.09	42.30
ICE BofA ML 1-3 Year US Corp & Govt Index(%)	0.23	0.50	3.34	9.30	11.66	56.47
(%)	0.22	0.25	1.13	0.67	0.53	0.75

	2020	2019	2018	2017	2016	
A2 Class(%)	3.04	4.31	0.61	1.39	1.33	
ICE BofA ML 1-3 Year US Corp & Govt Index(%)	3.34	4.07	1.63	0.86	1.29	

(36) (:)

	3	6	1	3	5	
A2 Class(%)	13.83	25.96	17.28	35.26	82.67	364.90
Russell 1000 Index(%)	13.69	24.46	20.96	51.37	106.40	547.40
(%)	6.83	5.79	7.73	5.60	4.64	4.41

	2020	2019	2018	2017	2016	
A2 Class(%)	17.28	26.65	-8.93	24.62	8.37	
Russell 1000 Index(%)	20.96	31.43	-4.78	21.69	12.05	

(37) (:)

	3	6	1	3	5	
A2 Class(%)	0.38	1.01	5.07	10.92	13.76	494.05
FTSE Mortgage Index(%)	0.34	0.41	4.03	12.09	16.68	839.33
(%)	0.13	0.13	0.41	0.65	0.61	4.43

	2020	2019	2018	2017	2016	
A2 Class(%)	5.07	6.41	-0.80	1.56	0.98	
FTSE Mortgage Index(%)	4.03	6.68	1.01	2.47	1.59	

(38) (:)

	3	6	1	3	5	
A2 Class(%)	9.46	22.88	37.42	21.59	18.64	5.98
Russell 1000 Growth Index(%)*	11.39	26.12	38.49	22.99	21.00	7.75
(%)	6.15	5.67	7.15	5.70	4.82	4.43

	2020	2019	2018	2017	2016	
A2 Class(%)	37.42	31.01	-0.15	32.32	-1.20	
Russell 1000 Growth Index(%)*	38.49	36.39	-1.51	30.21	7.08	

* 2006 4 1 S&P 500 Citigroup Growth Index Russell 1000 Growth Index . (/)

(39) (:)

	3	6	1	3	5	
A2 Class(%)	22.18	28.24	4.51	18.41	41.70	2,549.57
S&P US Mid Small Cap Index(%)	22.33	30.07	17.17	36.24	86.00	1,251.14
(%)	7.38	6.33	9.72	6.68	5.48	4.84

	2020	2019	2018	2017	2016	
A2 Class(%)	4.51	27.35	-11.02	13.04	5.87	
S&P US Mid Small Cap Index(%)	17.17	28.90	-9.80	18.03	15.67	

(40) (:)

	3	6	1	3	5	
A2 Class	1.82	3.41	6.63	4.93	4.11	6.68
BBG Barc Global Aggregate Index (USD Hedged)	0.89	1.62	5.58	5.15	4.49	6.82
(%)	0.47	0.86	1.69	1.18	1.01	0.88

	2020	2019	2018	2017	2016	
A2 Class	6.63	8.49	-0.13	3.11	2.67	
BBG Barc Global Aggregate Index (USD Hedged)	5.58	8.22	1.76	3.04	3.95	

(41) (:)

	3	6	1	3	5	
A2 Class(%)	25.48	9.23	-28.54	-37.23	-20.49	17.20
MSCI World Energy 10/40 Net Total Return Index(%)*	28.14	8.58	-29.76	-33.97	-11.08	105.31
(%)	18.91	15.27	14.74	9.78	8.17	7.17

	2020	2019	2018	2017	2016	
A2 Class(%)	-28.54	11.41	-21.16	-0.64	27.48	
MSCI World Energy 10/40 Net Total Return Index(%)*	-29.76	12.31	-16.30	5.35	27.83	

* 2015 9 30 가 MSCI World Energy Net Total Return Index MSCI World Energy 10/40 Net Total Return . (/)

(42) (:)

	3	6	1	3	5	
A2 Class(%)	35.75	43.40	8.47	21.39	70.88	243.30
MSCI ACWI Financials Index(%)*	24.06	25.80	-3.78	0.02	39.47	155.07
(%)	11.60	9.83	12.84	8.67	7.40	6.19

	2020	2019	2018	2017	2016	
A2 Class(%)	8.47	32.48	-15.52	32.21	6.47	
MSCI ACWI Financials Index(%)*	-3.78	23.25	-15.66	24.09	12.38	

* 2014 2 14 가 MSCI World Financials Index MSCI World/Financials NR USD , 2015 7 20 MSCI ACWI Financials Index . (/)

(43) (:)

	3	6	1	3	5	
A2 Class(%)	-5.41	3.35	28.38	12.49	17.14	5.78
FTSE Gold Mines Index (Price Return)(%)	-9.68	-3.17	23.22	15.56	21.86	0.69
(%)	6.82	9.81	13.95	9.66	10.24	9.50

	2020	2019	2018	2017	2016	
A2 Class(%)	28.38	34.55	-17.58	2.68	50.92	
FTSE Gold Mines Index (Price Return)(%)	23.22	41.21	-11.31	9.11	59.59	

(44) (:)

	3	6	1	3	5	
A2 Class(%)	6.52	12.57	13.99	48.82	66.70	488.30
MSCI World Health Care Index(%)*	6.84	11.94	13.52	43.42	60.11	341.91
(%)	6.30	4.36	5.18	4.37	4.02	3.84

	2020	2019	2018	2017	2016	
A2 Class(%)	13.99	24.36	4.98	21.78	-8.02	
MSCI World Health Care Index(%)*	13.52	23.24	2.51	19.80	-6.81	

* 2015 7 20 가 MSCI World/Health Care NR USD MSCI World Health Care Index
(/)

(45) (:)

	3	6	1	3	5	
A2 Class(%)	24.15	39.33	33.29	32.25	163.53	442.66
MSCI ACWI Metals & Mining 30% Buffer 10/40 (1994) USD(%)*	21.65	34.45	24.46	24.07	165.42	288.30
(%)	7.26	7.43	10.46	7.58	8.05	8.08

	2020	2019	2018	2017	2016	
A2 Class(%)	33.29	19.62	-17.05	30.81	52.34	
MSCI ACWI Metals & Mining 30% Buffer 10/40 (1994) USD(%)*	24.46	28.00	-13.59	31.19	66.93	

* 2013 10 1 가 HSBC Global Mining Cap Only USD Euromoney Global Mining Index (Close)
, 2015 9 30 EMIX Global Mining Constrained Weights Net Total Return , 2020 8
18 MSCI ACWI Metals and Mining Index

(46) (:)

	3	6	1	3	5	
A2 Class(%)	23.19	42.62	85.50	165.25	327.01	702.99
MSCI All Country World Information Technology - Net Return in USD(%)	15.16	29.77	45.61	101.46	220.44	1,712.88
(%)	6.56	6.17	8.02	6.80	5.83	5.19

	2020	2019	2018	2017	2016	
A2 Class(%)	85.50	43.48	-0.34	51.99	5.92	
MSCI All Country World Information Technology - Net Return in USD(%)	45.61	46.89	-5.81	41.77	12.20	

(47) (:)

	3	6	1	3	5	
A2 Class(%)	19.41	35.26	46.61	36.11	95.69	181.20
MSCI China 10/40 Index(%)	16.54	28.79	30.75	30.59	95.85	134.91
(%)	2.59	4.47	6.21	6.53	5.80	6.72

	2020	2019	2018	2017	2016	
A2 Class(%)	46.61	16.52	-20.33	36.73	5.15	
MSCI China 10/40 Index(%)	30.75	22.18	-18.25	49.33	0.43	

(48) (:)

	3	6	1	3	5	
A2 Class	13.40	25.25	19.59	17.96	43.41	64.20
(%)	6.85	4.69	6.69	4.86	4.21	4.74

	2020	2019	2018	2017	2016	
A2 Class	19.59	18.06	-16.45	11.36	9.17	

* 가

(49) (:)

	3	6	1	3	5	
A2 Class(%)	22.86	25.14	2.22	-3.95	43.61	-12.40
S&P Global Natural Resources Index(%)	21.74	24.12	-0.05	1.14	62.17	-4.63
(%)	11.67	9.25	10.45	7.10	6.16	5.86

	2020	2019	2018	2017	2016	
A2 Class(%)	2.22	15.50	-18.64	13.15	32.13	
S&P Global Natural Resources Index(%)	-0.05	16.41	-13.08	21.98	31.46	

(50) (:)

	3	6	1	3	5	
A2 Class(%)	18.24	32.97	31.96	10.70	8.01	7.85
MSCI Europe (Net)(%)	15.61	20.83	5.38	3.55	6.78	4.75
(%)	6.80	4.80	6.35	4.57	4.00	4.37

	2020	2019	2018	2017	2016	
A2 Class(%)	31.96	26.17	-18.51	19.63	-9.45	
MSCI Europe (Net)(%)	5.38	23.77	-14.86	25.51	-0.40	

(51) (:)

	3	6	1	3	5	
A2 class(%)	23.49	30.99	14.36	4.97	45.54	107.10
MSCI AC Asia Pacific ex Japan Index(%)	19.15	30.41	22.44	25.59	83.65	130.28
(%)	4.24	5.16	7.79	5.68	5.04	5.21

	2020	2019	2018	2017	2016	
A2 class(%)	14.36	15.13	-20.27	28.45	7.94	
MSCI AC Asia Pacific ex Japan Index(%)	22.44	19.16	-13.92	36.99	6.75	

(52) (:)

	3	6	1	3	5	
A2 class(%)	24.56	31.30	13.50	22.73	90.94	91.70
MSCI Emerging Markets Index(%)	19.70	31.14	18.31	19.69	82.70	63.20
(%)	4.80	5.62	8.18	5.88	5.06	4.95

	2020	2019	2018	2017	2016	
A2 class(%)	13.50	23.02	-12.10	37.38	13.25	
MSCI Emerging Markets Index(%)	18.31	18.42	-14.57	37.28	11.19	

(53) (:)

	3	6	1	3	5	
A2 class(%)	7.68	9.94	0.14	10.28	13.43	114.50
MSCI Europe Index(%)*	10.80	10.91	-3.32	8.98	23.24	87.17
(%)	7.92	5.28	6.91	4.56	3.94	3.62

	2020	2019	2018	2017	2016	
A2 class(%)	0.14	26.52	-12.96	10.51	-6.93	
MSCI Europe Index(%)*	-3.32	26.05	-10.57	10.24	2.58	

* 2015 7 20 가 MSCI Europe NR EUR MSCI Europe Index . (/)

(54) (:)

	3	6	1	3	5	
A2 class(%)	10.59	18.90	5.48	12.17	38.63	96.30
MSCI ACWI(%)*	14.68	24.01	16.25	33.32	78.28	148.18
(%)	7.89	5.41	6.61	4.64	3.79	3.46

	2020	2019	2018	2017	2016	
A2 class(%)	5.48	21.08	-12.17	18.48	4.31	
MSCI ACWI(%)*	16.25	26.60	-9.41	23.97	7.86	

* 2015 7 20 가 MSCI ACWI NR USD MSCI ACWI . (/)

(55) (:)

	3	6	1	3	5	
A2 class(%)	6.25	9.63	5.58	13.83	30.29	51.40
(%)	3.16	2.41	3.75	2.40	1.95	1.79

	2020	2019	2018	2017	2016	
A2 class(%)	5.58	13.36	-4.89	8.66	5.34	

* 가 .

(56) (:)

	3	6	1	3	5	
A2 class(%)	2.74	4.94	8.10	18.16	30.27	61.40
Barclays Global Aggregate Corporate Bond USD Hedged Index(%)	2.78	4.63	8.26	20.60	35.40	100.70
(%)	1.34	1.44	3.00	1.89	1.57	1.75

	2020	2019	2018	2017	2016	
A2 class(%)	8.10	12.34	-2.71	5.65	4.36	
Barclays Global Aggregate Corporate Bond USD Hedged Index(%)	8.26	12.51	-1.00	5.70	6.22	

(57) (:)

	3	6	1	3	5	
A2 class	5.59	9.13	8.79	6.20	7.36	4.70
JP Morgan CEMBI Broad Diversified Index	4.44	7.30	7.13	6.02	7.12	5.17
(%)	1.25	1.40	4.35	2.61	2.14	1.93

	2020	2019	2018	2017	2016	
A2 class	8.79	13.71	-3.17	8.51	9.74	
JP Morgan CEMBI Broad Diversified Index	7.13	13.09	-1.65	7.96	9.65	

(58) (:)

	3	6	1	3	5	
A2 class(%)	25.71	32.99	30.29	21.84	78.98	157.20
MSCI All Country Asia ex Japan in USD - NET(%)	18.60	31.24	25.02	26.50	89.03	96.57
(%)	3.85	5.12	7.36	5.74	5.05	4.69

	2020	2019	2018	2017	2016	
A2 class(%)	30.29	17.01	-20.09	38.06	6.40	
MSCI All Country Asia ex Japan in USD - NET(%)	25.02	18.17	-14.37	41.72	5.44	

(59) (:)

	3	6	1	3	5	
A2 class(%)	7.09	13.80	15.93	21.78	39.55	61.60
(%)	0.49	0.73	1.27	0.84	0.81	0.78

	2020	2019	2018	2017	2016	
A2 class(%)	15.93	7.31	-2.11	16.40	-1.55	

* 가

(60) A (:)

	3	6	1	3	5	
A2 class(%)	16.69	40.84	44.41	51.83	-	53.80
MSCI CHINA A ONSHORE NET Index in USD(%)	17.53	33.77	40.04	29.01	-	27.04
(%)	2.91	7.45	7.09	6.66	-	6.49

	2020	2019	2018	2017	2016	
A2 class(%)	44.41	43.15	-26.55	1.30	-	
MSCI CHINA A ONSHORE NET Index in USD(%)	40.04	37.48	-32.99	-1.53	-	

* 2017 10 26

(61) (:)

	3	6	1	3	5	
A2 class(%)	14.64	31.85	36.96	29.50	-	30.80
MSCI China All Shares 10-40 NET Index(%)	15.15	29.42	32.34	32.18	-	36.11
(%)	4.41	4.76	6.36	6.66	-	6.48

	2020	2019	2018	2017	2016	
A2 class(%)	36.96	18.05	-19.90	1.00	-	
MSCI China All Shares 10-40 NET Index(%)	32.34	22.18	-18.25	2.97	-	

* 2017 10 31 Index MSCI China All Shares 10-40 Index (USD) . 2020 5 29 가 MSCI EM China 10/40 Net TR

(62) (:)

	3	6	1	3	5	
A2 class(%)	8.81	13.76	3.79	-	-	14.90
(%)	1.54	1.82	4.52	N.A	N.A	2.84

	2020	2019	2018	2017	2016	
A2 class(%)	3.79	19.68	-7.50	-	-	

* 2018 2 6
* 가

(63) 가 (:)

	3	6	1	3	5	
A2 class(%)	1.49	3.87	5.61	12.28	25.73	63.70
Bloomberg Barclays World Government Inflation-Linked 1-20yr Index USD Hedged(%)	1.45	3.34	6.38	14.80	30.43	74.70
(%)	0.61	0.71	1.39	0.92	1.13	1.20

	2015	2016	2017	2018	2019	
A2 class(%)	5.61	6.16	0.14	2.89	8.83	
Bloomberg Barclays World Government Inflation-Linked 1-20yr Index USD Hedged(%)	6.38	6.86	0.99	2.91	10.22	

(64) (:)

	3	6	1	3	5	
A2 class(%)	12.10	15.36	-3.49	10.34	24.66	54.70
FTSE EPRA Nareit Developed Index (Net) in USD(%)	13.26	15.63	-9.04	4.64	20.18	39.05
(%)	8.30	6.11	8.30	5.45	4.62	4.23

	2020	2019	2018	2017	2016	
A2 class(%)	-3.49	23.69	-7.56	11.45	1.37	
FTSE EPRA Nareit Developed Index (Net) in USD(%)	-9.04	21.91	-5.63	10.36	4.06	

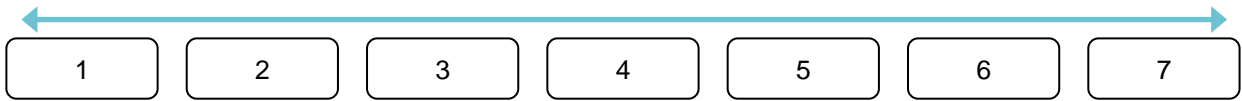
(65) (:)

	3	6	1	3	5	
A2 class(%)	34.55	56.22	115.25	-	-	151.20
(%)	8.57	6.95	9.44	-	-	8.47

	2020	2019	2018	2017	2016	
A2 class(%)	115.25	47.91	-21.10	-	-	

* 2018 9 4
* 가

- 1) ,
- 2) (%)



1	
2	-
3	가
4	
5	, ESG
6	A
7	가 가 (KIID)

* 가 가 (KIID)

Transactions) , (total return swaps) / (Securities Financing (

)

가 가 (CFD)

(a) (, / (가

1) 가

(transferor) .)

(b) (, 가 (1

) 가 (transferor)

.)

(c) (buy-sell back transaction) 가 (sell-buy back transaction) (

/ (buy-sell back transaction),

(sell-buy back transaction) , (buy-sell back

transaction) (sell-buy back transaction)

);

(d) (margin lending) (가)

(c) (d)

(fixed income securities),

BlackRock

("CCRG")

CCRG 가 CCRG

가 가 OECD

() CCRG

(,)
 , BlackRock
 (,),

CCRG가 가

- / 가 가
-
-

2015 (2015/2365)(“SFTR”)

BlackRock Advisors (UK) Limited
 37.5%
 BlackRock

SFTR 가 가

	(*) / 가 (%)	/ 가 (%)	/ 가 (%)
	40/0	49/0-10	40/0
	40/0	49/0-11	40/0
	40/0	75/0-7	40/0
	10/2	100/0-40	40/0
	40/0	49/0-12	40/0
	40/0	49/0-11	40/0
	40/0	100/0-40	40/0
	10/2	100/0-40	40/0
	10/2	100/0-40	60/20
	40/0	49/0-10	40/0
	40/0	75/0-15	40/0
	10/2	100/0-40	60/20
	10/2	100/0-40	40/0
	10/2	100/0-40	40/0
	10/2	100/0-40	40/0
	40/0	49/0-11	40/0
	40/0	49/0-15	40/0

	(*) / 가 (%)	/ 가 (%)	/ 가 (%)
	40/0	49/0-16	40/0
	40/0	49/0-10	40/0
	40/0	49/0-15	40/0
	40/0	49/0-12	40/0
	25/0-10	100/0-40	40/0
ESG	140/100	100/0-40	40/0
	25/15	100/0-40	50/0
	40/0	100/0-40	40/0
	25/15	49/0-15	45/5
	40/0	49/0-16	40/0
	40/0	49/0-14	40/0
	10/0-2	100/0-40	40/0
	10/3	100/0-40	40/0
	10/0	100/0-40	40/0
	40/0	49/0-17	40/0
	40/0	49/0-29	40/0
가	10/2	100/0-40	40/0
	40/0	100/0-40	40/0
	40/0	49/0-35	40/0
	40/0	49/0-27	40/0
	40/0	100/0-40	40/0
	40/0	49/0-22	40/0
가	40/0	49/0-22	40/0
	10/0	100/0-40	40/0
	40/0	49/0-20	40/0
	10/2	100/0-40	40/0
A	40/0	49/0-10	40/0
	40/0	49/0-12	40/0
	40/0	49/0-17	40/0
	40/0	49/0-14	40/0
	10/2	100/0-40	40/0
	10/3	100/0-40	40/0
	0/0	0/0	40***/40
	10/2	100/0-40	42/2
	40/0	49/0-10	40/0
	10/3-5	100/0-40	40/0
	40/0	49/0-17	40/0
	40/0	49/0-23	40/0
	40/0	49/0-24	40/0
	10/0-2	100/0-40	40/0
	40/0	49/0-25	40/0
	40/0	49/0-20	40/0
	40/0	49/0-12	40/0
	40/0	49/0-16	40/0
	40/0	49/0-10	40/0
	40/0	49/0-19	40/0
	40/10	100/0-40	40/0
	40/0-10	100/0-49	40/5

*

,

.

** 가 100% .
 ,
 .
 *** MMF 14 MMF가 10%